

STUDIO TOWER T

FLOOR

1, 2, 3, 4, 5, 6, 7, 8, 9, 10, 11, 12, 13, 14, 15, 16, 17, 18

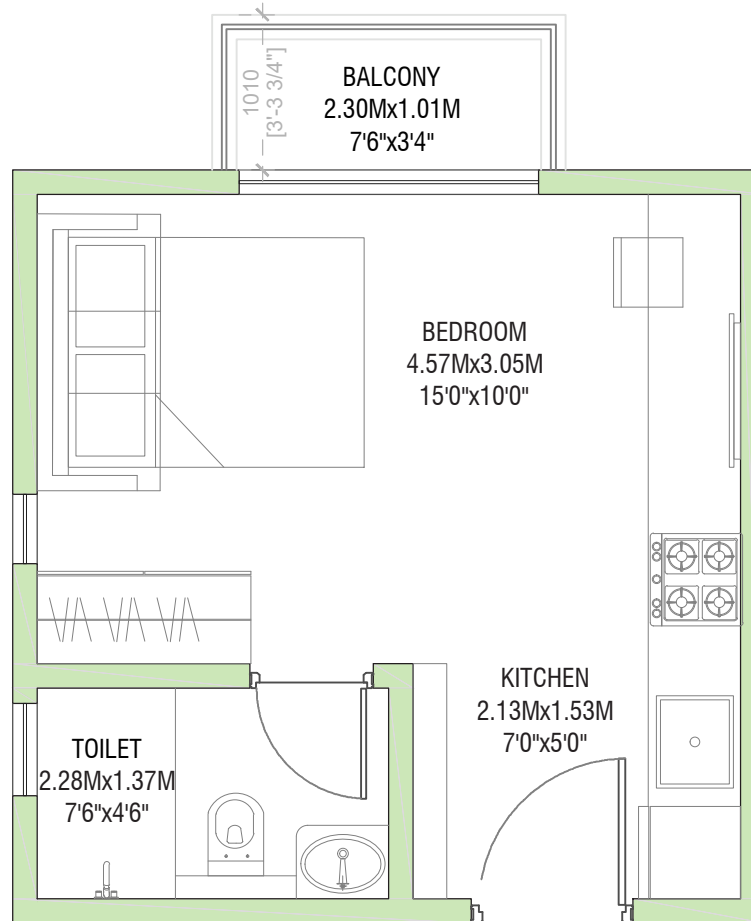
UNIT NUMBERS

T01-04, T02-04, T03-04, T04-04, T05-04, T06-04,
T07-04, T08-04, T09-04, T10-04, T11-04, T12-04,
T13-04, T14-04, T15-04, T16-04, T17-04, T18-04

RERA CARPET AREA - 21.43 Sq.Mts. (230 Sq.Ft.)

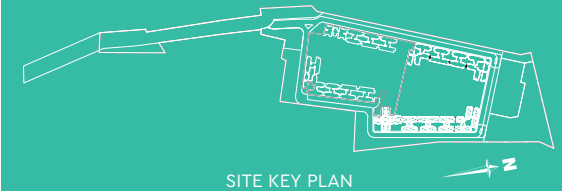
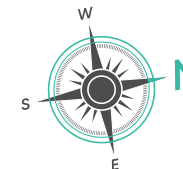
BALCONY AREA - 2.32 Sq.Mts. (25 Sq.Ft.)

SALEABLE AREA - 35.6 Sq.Mts. (383 Sq.Ft.)

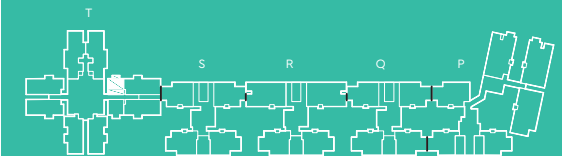


Note:

1. All dimensions mentioned are structure to structure dimensions and include ledges
2. Carpet area is calculated from the unfinished wall
3. Carpet area includes ledge walls
4. Balcony area includes the up-stands



SITE KEY PLAN



TOWER KEY PLAN



STUDIO TOWER T

FLOOR

1, 2, 3, 4, 5, 6, 7, 8, 9, 10, 11, 12, 13, 14, 15, 16, 18

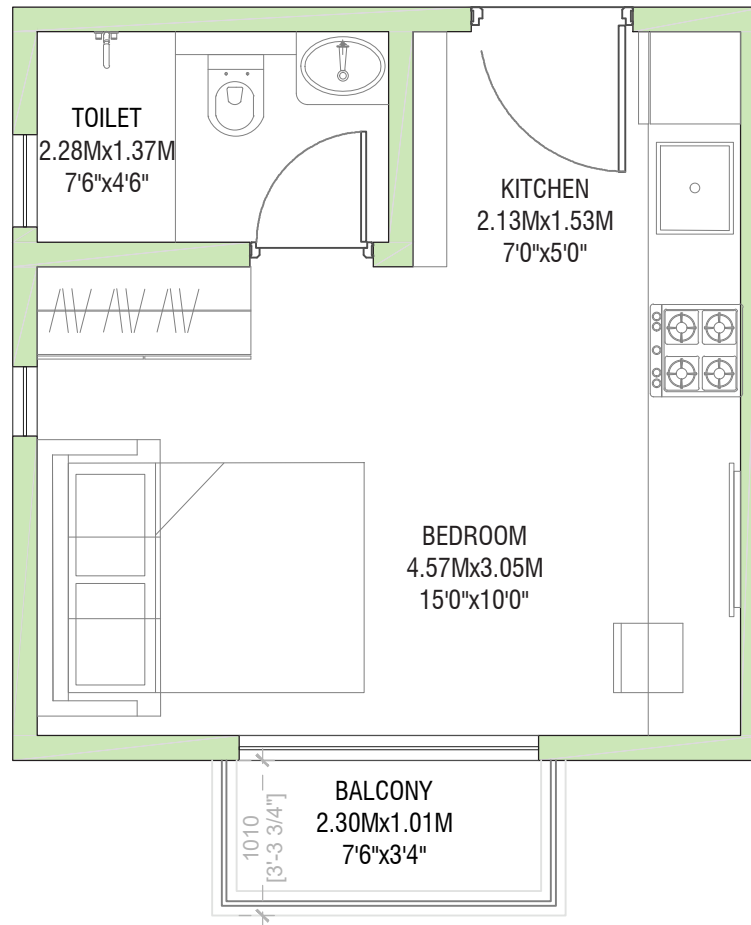
UNIT NUMBERS

T01-01, T02-01, T03-01, T04-01, T05-01, T06-01,
T07-01, T08-01, T09-01, T10-01, T11-01, T12-01,
T13-01, T14-01, T15-01, T16-01, T18-01

RERA CARPET AREA - 21.43 Sq.Mts. (230 Sq.Ft.)

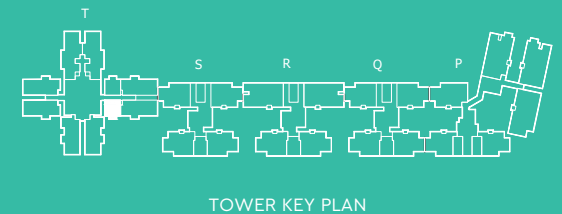
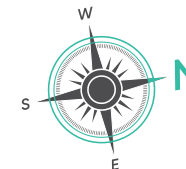
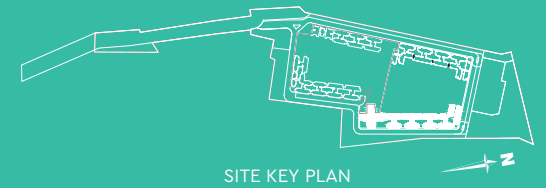
BALCONY AREA - 2.32 Sq.Mts. (25 Sq.Ft.)

SALEABLE AREA - 35.6 Sq.Mts. (383 Sq.Ft.)



Note:

1. All dimensions mentioned are structure to structure dimensions and include ledges
2. Carpet area is calculated from the unfinished wall
3. Carpet area includes ledge walls
4. Balcony area includes the up-stands



1BHK (TYPE 1) TOWER K

FLOOR

1, 2, 3, 4, 5, 6, 7, 8, 9, 10, 11, 12, 13, 14, 15, 16, 17, 18

UNIT NUMBERS

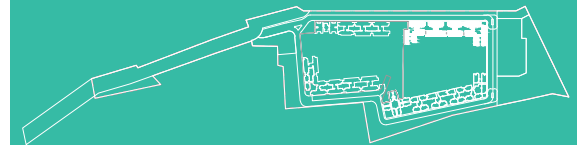
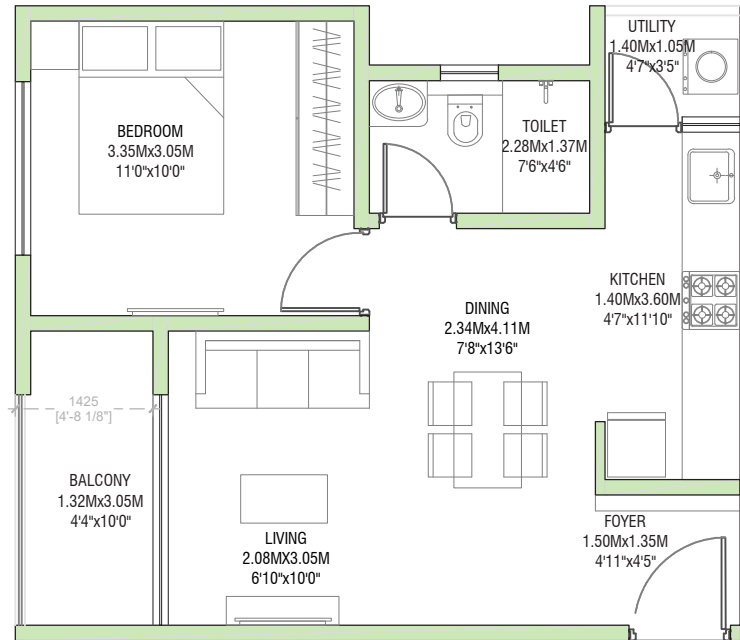
K01-05, K02-05, K03-05, K04-05, K05-05, K06-05,
K07-05, K08-05, K09-05, K10-04, K11-05, K12-05,
K13-05, K14-05, K15-05, K16-05, K17-05, K18-05

RERA CARPET AREA - 39.27 Sq.Mts. (422 Sq.Ft.)

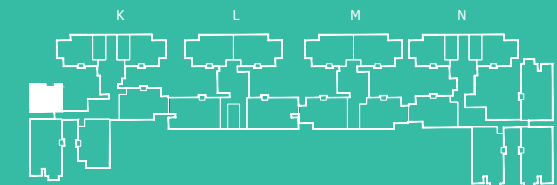
BALCONY AREA - 4.34 Sq.Mts. (46 Sq.Ft.)

UTILITY AREA - 1.47 Sq.Mts. (15 Sq.Ft.)

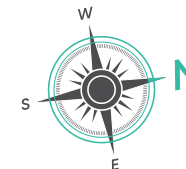
SALEABLE AREA - 66.49 Sq.Mts (715 Sq.Ft.)



SITE KEY PLAN



TOWER KEY PLAN



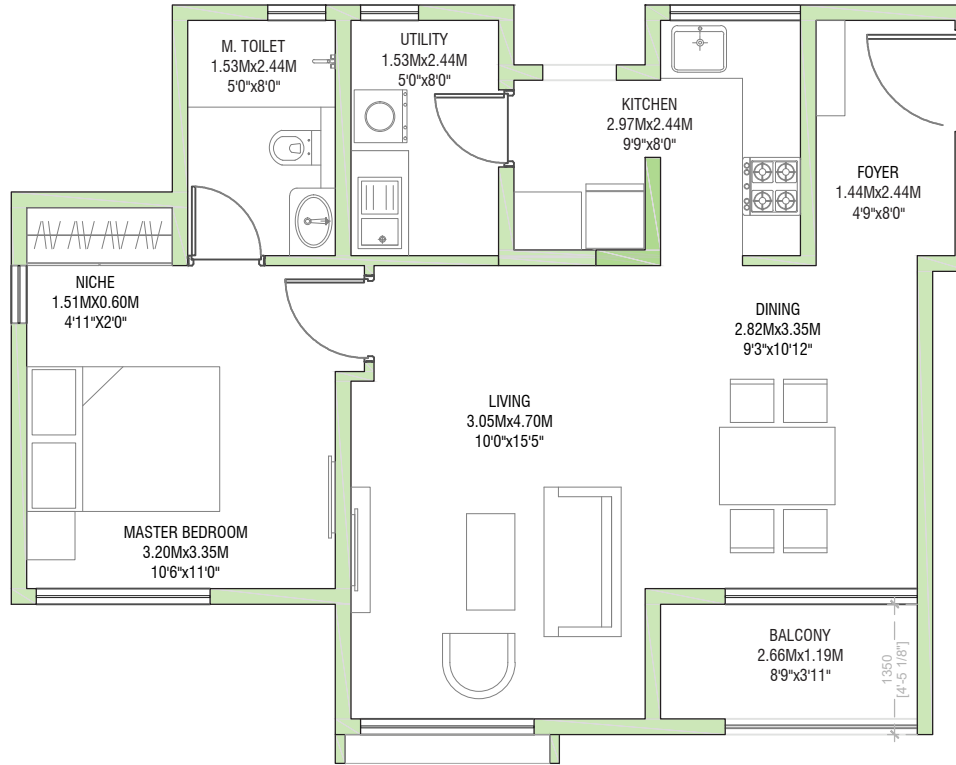
Note:

1. All dimensions mentioned are structure to structure dimensions and include ledges
2. Carpet area is calculated from the unfinished wall
3. Carpet area includes ledge walls
4. Balcony area includes the up-stands

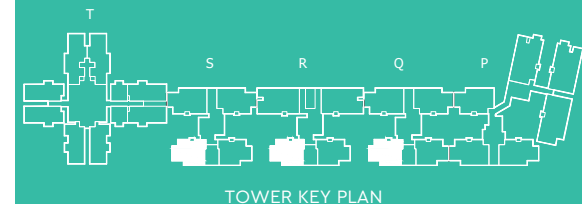
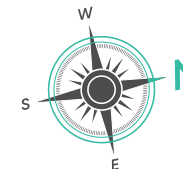
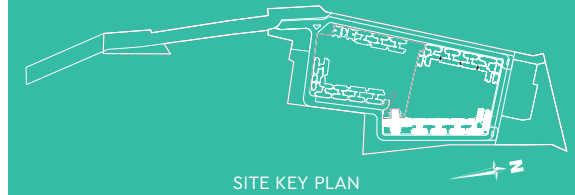
1BHK (TYPE 2)
TOWER Q, R, S

FLOOR
17

UNIT NUMBERS
Q17-04, R17-04, S17-04



RERA CARPET AREA - 52.22 Sq.Mts. (562 Sq.Ft.)
BALCONY AREA - 3.48 Sq.Mts. (37 Sq.Ft.)
UTILITY AREA - 3.73 Sq.Mts. (40 Sq.Ft.)
SALEABLE AREA - 87.11 Sq.Mts (937 Sq.Ft.)



1 SQ.M. = 10.7639 SQ.FT.

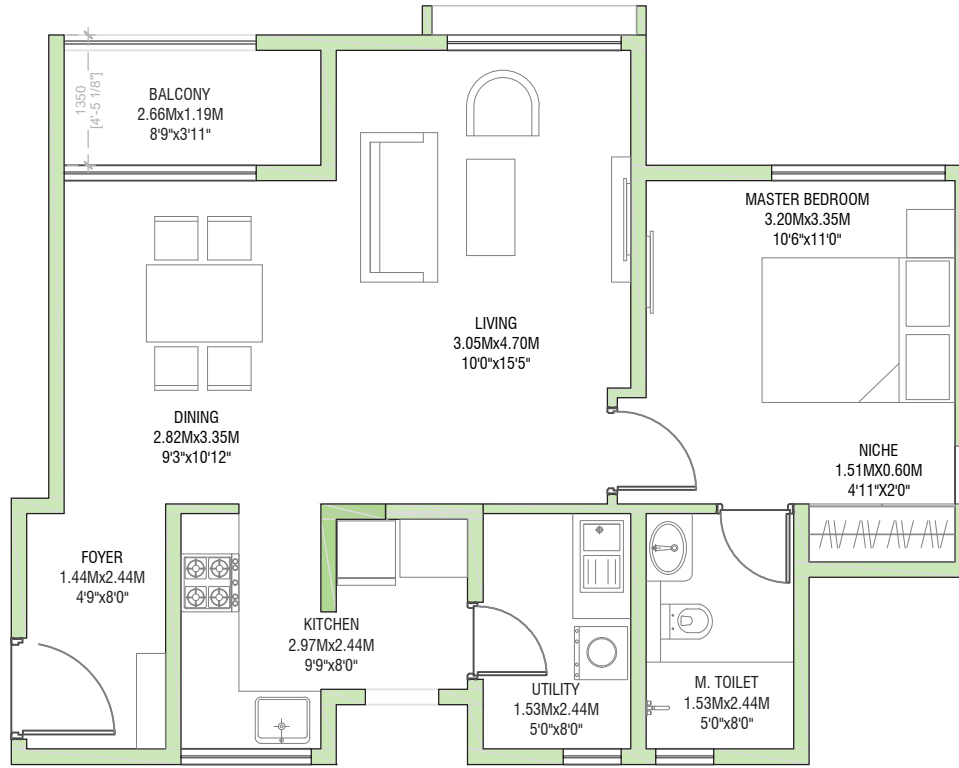
Note:

1. All dimensions mentioned are structure to structure dimensions and include ledges
2. Carpet area is calculated from the unfinished wall
3. Carpet area includes ledge walls
4. Balcony area includes the up-stands

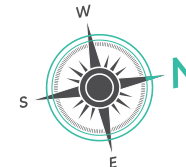
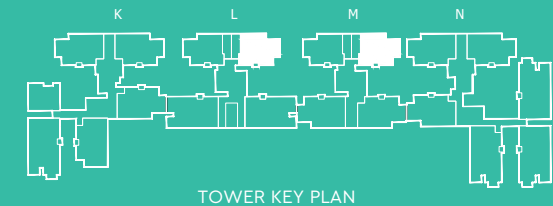
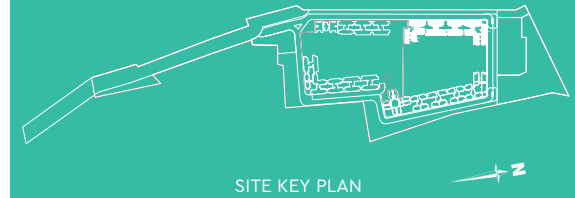
1BHK (TYPE 2)
TOWER L, M

FLOOR
17

UNIT NUMBERS
L17-01, M17-01



RERA CARPET AREA - 52.22 Sq.Mts. (562 Sq.Ft.)
BALCONY AREA - 3.48 Sq.Mts. (37 Sq.Ft.)
UTILITY AREA - 3.73 Sq.Mts. (40 Sq.Ft.)
SALEABLE AREA - 87.11 Sq.Mts (937 Sq.Ft.)



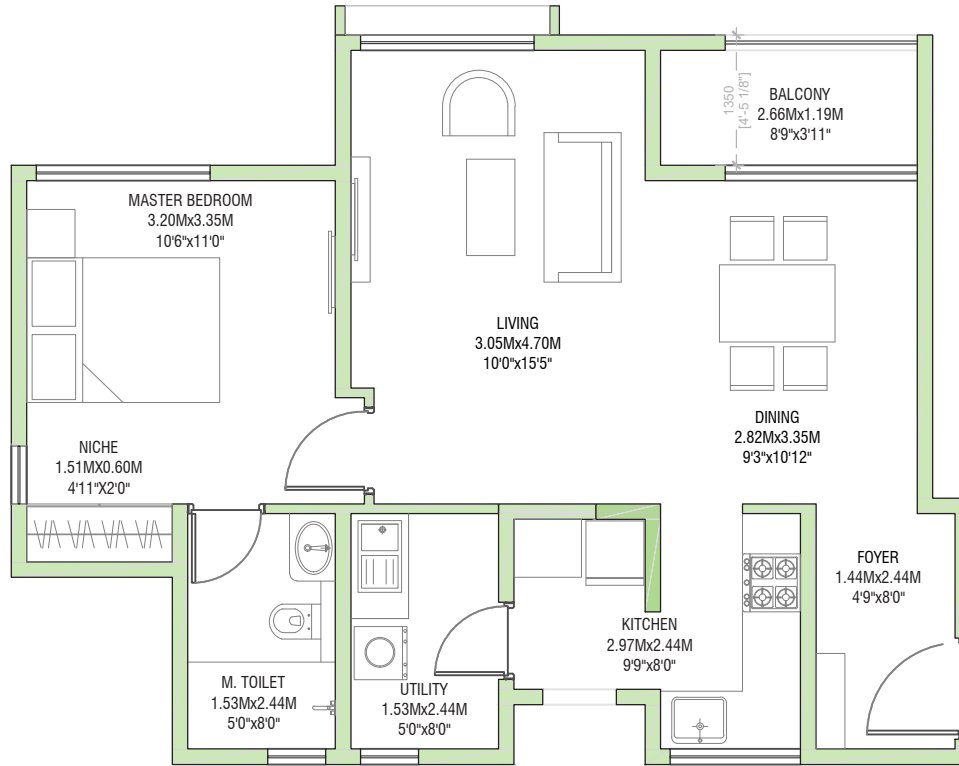
Note:

1. All dimensions mentioned are structure to structure dimensions and include ledges
2. Carpet area is calculated from the unfinished wall
3. Carpet area includes ledge walls
4. Balcony area includes the up-stands

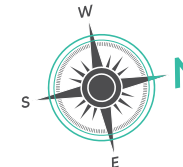
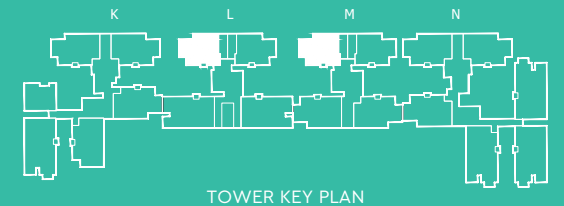
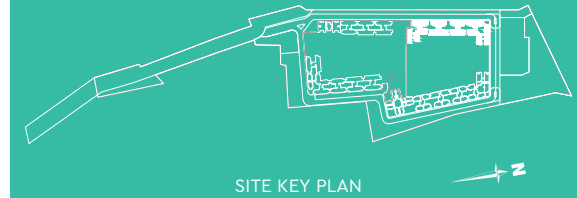
1BHK (TYPE 2)
TOWER L, M

FLOOR
17

UNIT NUMBERS
L17-04, M17-04



RERA CARPET AREA - 52.22 Sq.Mts. (562 Sq.Ft.)
BALCONY AREA - 3.48 Sq.Mts. (37 Sq.Ft.)
UTILITY AREA - 3.73 Sq.Mts. (40 Sq.Ft.)
SALEABLE AREA - 87.11 Sq.Mts (937 Sq.Ft.)



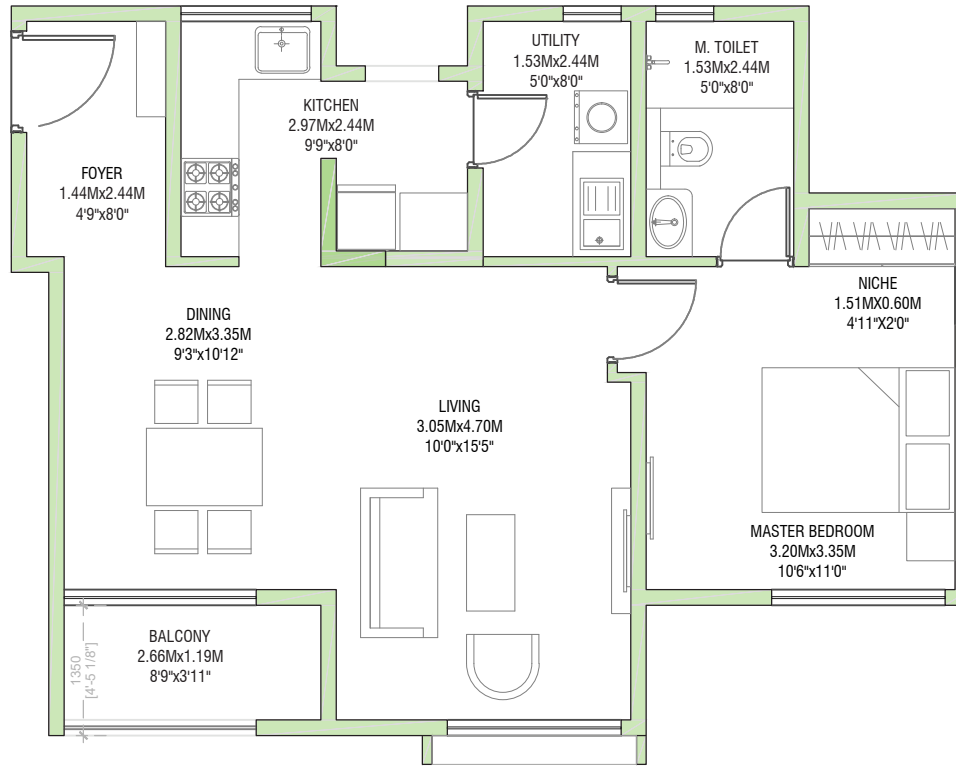
Note:

1. All dimensions mentioned are structure to structure dimensions and include ledges
2. Carpet area is calculated from the unfinished wall
3. Carpet area includes ledge walls
4. Balcony area includes the up-stands

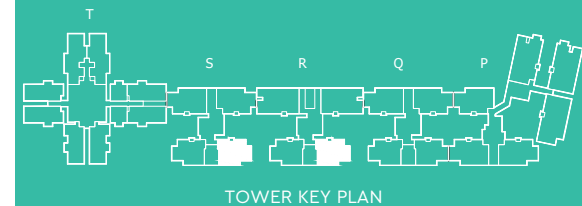
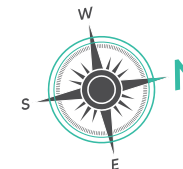
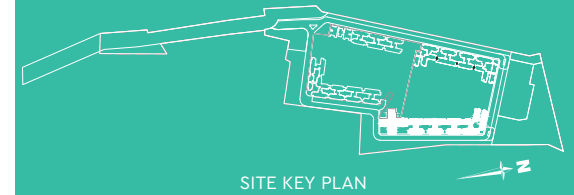
1BHK (TYPE 2) TOWER R, S

FLOOR
17

UNIT NUMBERS
R17-01, S17-01



RERA CARPET AREA - 52.22 Sq.Mts. (562 Sq.Ft.)
BALCONY AREA - 3.48 Sq.Mts. (37 Sq.Ft.)
UTILITY AREA - 3.73 Sq.Mts. (40 Sq.Ft.)
SALEABLE AREA - 87.11 Sq.Mts (937 Sq.Ft.)



1 SQ.M. = 10.7639 SQ.FT.

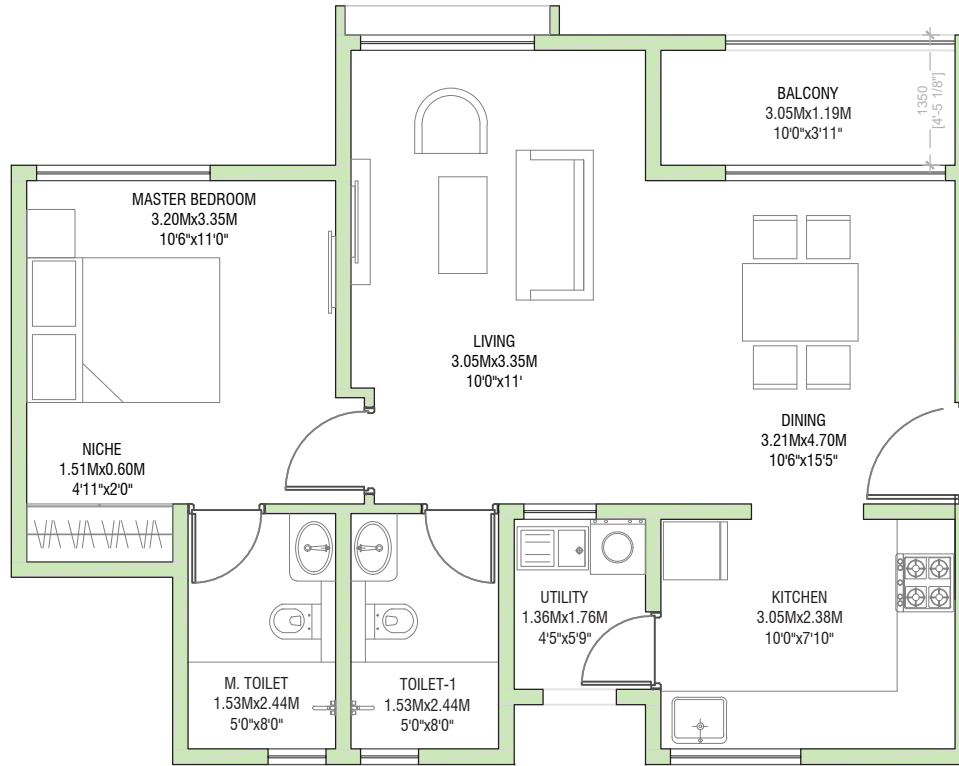
Note:

1. All dimensions mentioned are structure to structure dimensions and include ledges
2. Carpet area is calculated from the unfinished wall
3. Carpet area includes ledge walls
4. Balcony area includes the up-stands

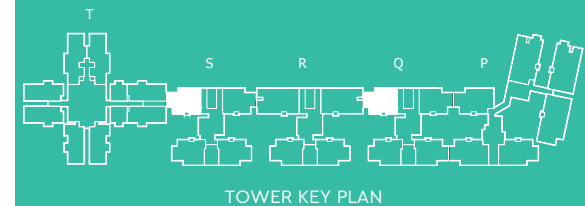
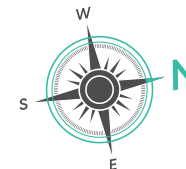
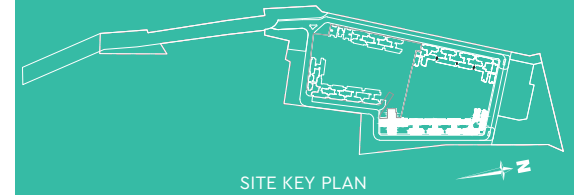
1BHK (TYPE 3)
TOWER Q, S

FLOOR
1

UNIT NUMBERS
Q01-03, S01-03



RERA CARPET AREA - 54.97 Sq.Mts. (591 Sq.Ft.)
BALCONY AREA - 4.01 Sq.Mts. (43 Sq.Ft.)
UTILITY AREA - 2.39 Sq.Mts. (25 Sq.Ft.)
SALEABLE AREA - 90.23 Sq.Mts (971 Sq.Ft.)



1 SQ.M. = 10.7639 SQ.FT.

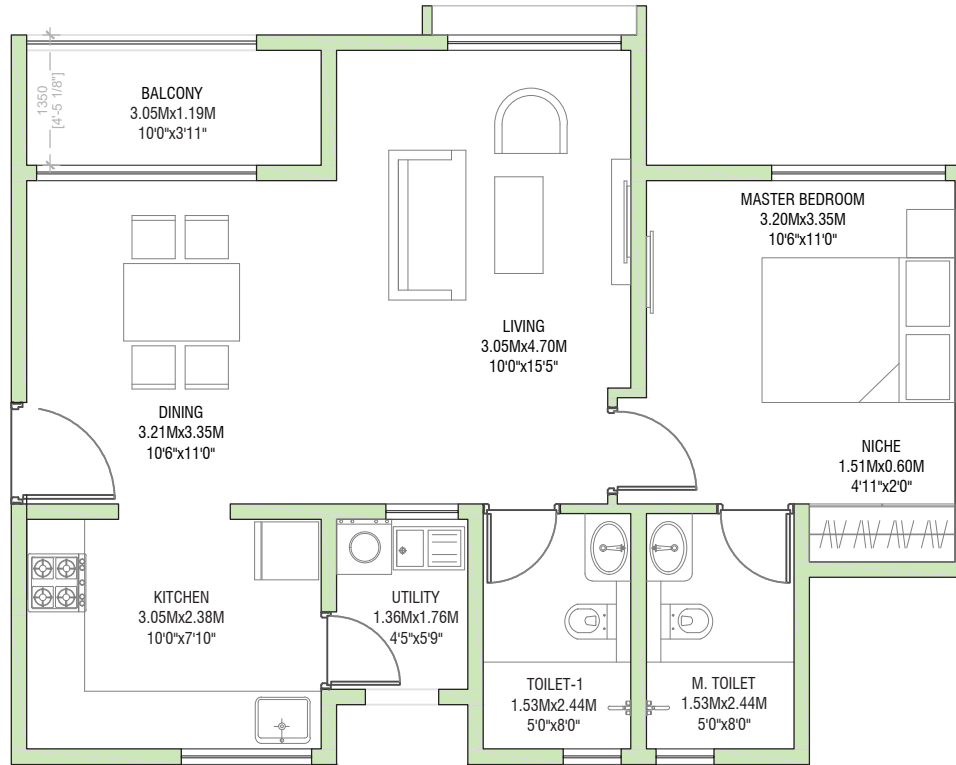
Note:

1. All dimensions mentioned are structure to structure dimensions and include ledges
2. Carpet area is calculated from the unfinished wall
3. Carpet area includes ledge walls
4. Balcony area includes the up-stands

1BHK (TYPE 3) TOWER Q, S

FLOOR
1

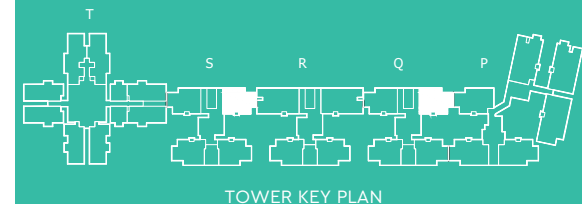
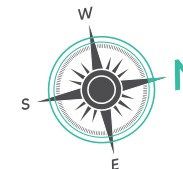
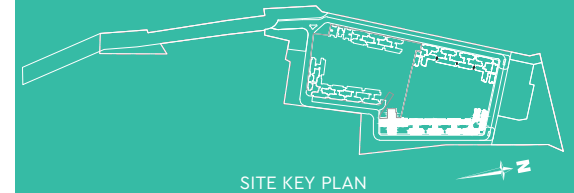
UNIT NUMBERS
Q01-02, S01-02



Note:

1. All dimensions mentioned are structure to structure dimensions and include ledges
2. Carpet area is calculated from the unfinished wall
3. Carpet area includes ledge walls
4. Balcony area includes the up-stands

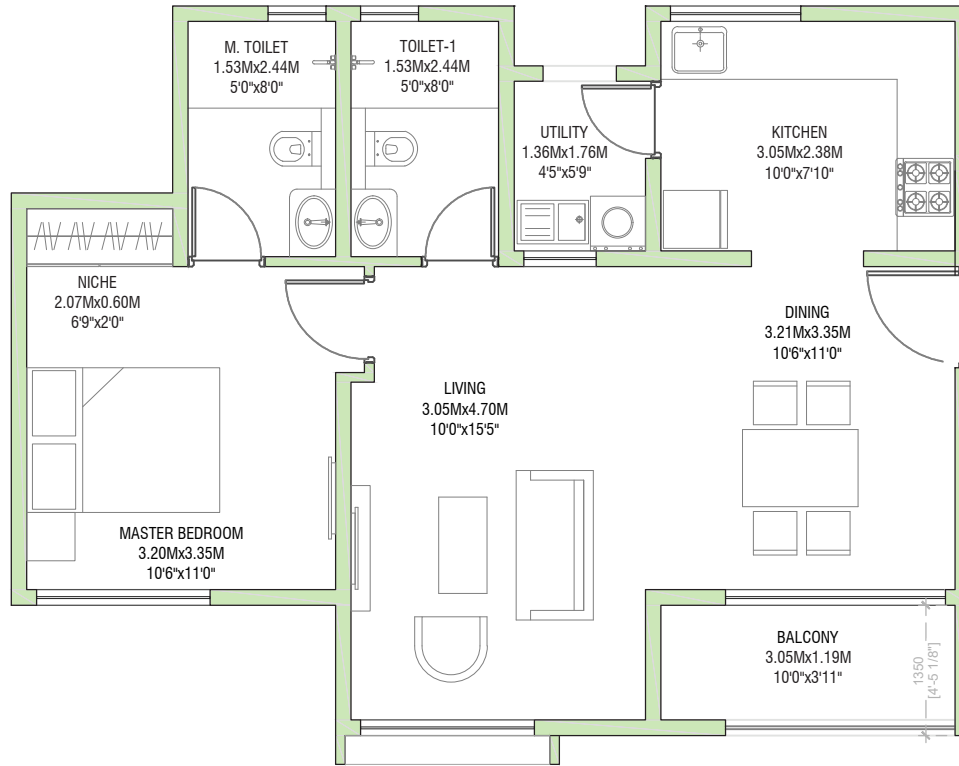
RERA CARPET AREA - 54.97 Sq.Mts. (591 Sq.Ft.)
BALCONY AREA - 4.01 Sq.Mts. (43 Sq.Ft.)
UTILITY AREA - 2.39 Sq.Mts. (25 Sq.Ft.)
SALEABLE AREA - 90.23 Sq.Mts (971 Sq.Ft.)



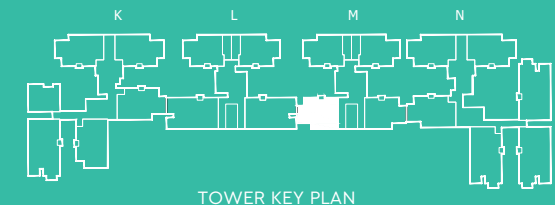
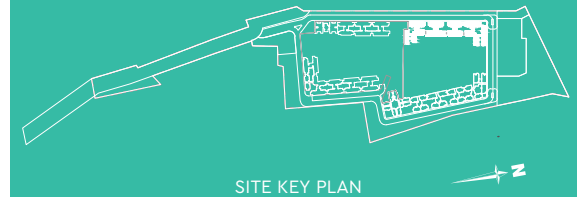
1BHK (TYPE 3)
TOWER M

FLOOR
1

UNIT NUMBERS
M01-03

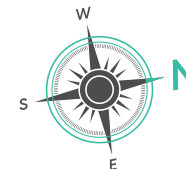


RERA CARPET AREA - 54.97 Sq.Mts. (591 Sq.Ft.)
BALCONY AREA - 4.01 Sq.Mts. (43 Sq.Ft.)
UTILITY AREA - 2.39 Sq.Mts. (25 Sq.Ft.)
SALEABLE AREA - 90.23 Sq.Mts (971 Sq.Ft.)



Note:

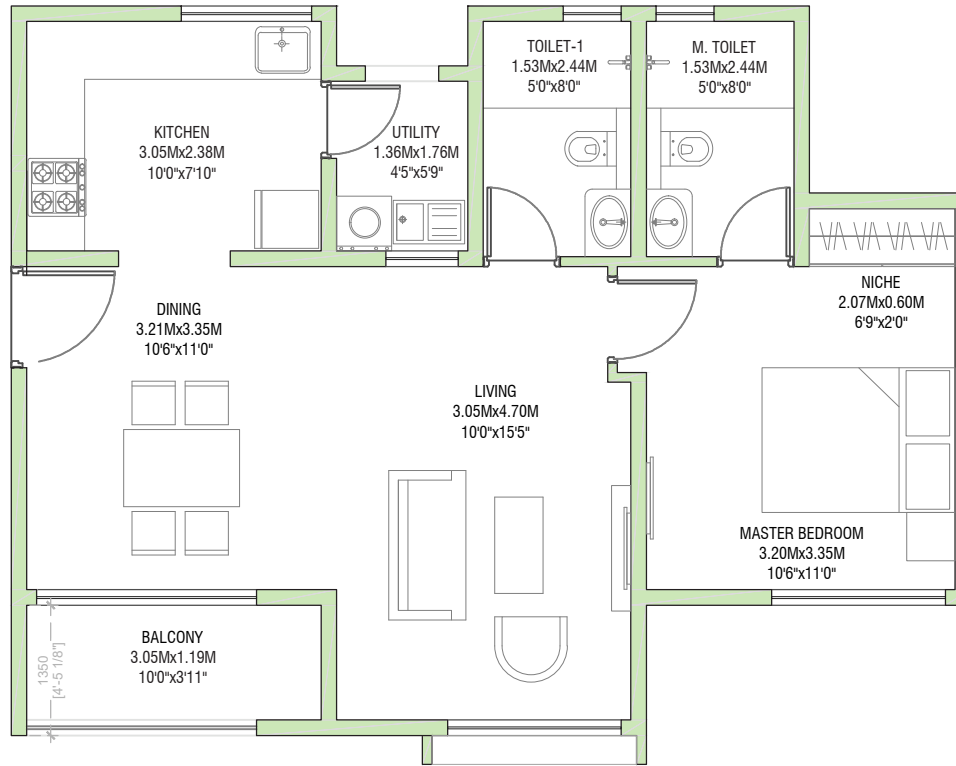
1. All dimensions mentioned are structure to structure dimensions and include ledges
2. Carpet area is calculated from the unfinished wall
3. Carpet area includes ledge walls
4. Balcony area includes the up-stands



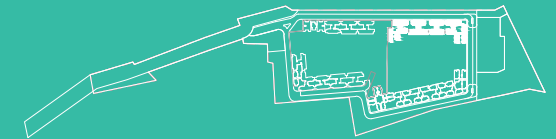
1BHK (TYPE 3) TOWER M

FLOOR
1

UNIT NUMBERS
M01-02



RERA CARPET AREA - 54.97 Sq.Mts. (591 Sq.Ft.)
BALCONY AREA - 4.01 Sq.Mts. (43 Sq.Ft.)
UTILITY AREA - 2.39 Sq.Mts. (25 Sq.Ft.)
SALEABLE AREA - 90.23 Sq.Mts (971 Sq.Ft.)

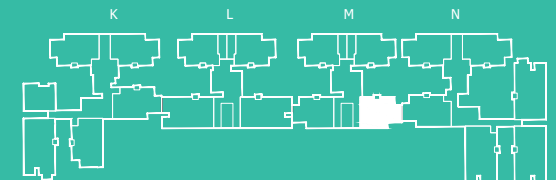
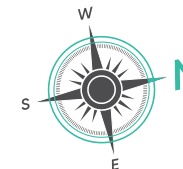


SITE KEY PLAN



Note:

1. All dimensions mentioned are structure to structure dimensions and include ledges
2. Carpet area is calculated from the unfinished wall
3. Carpet area includes ledge walls
4. Balcony area includes the up-stands



TOWER KEY PLAN

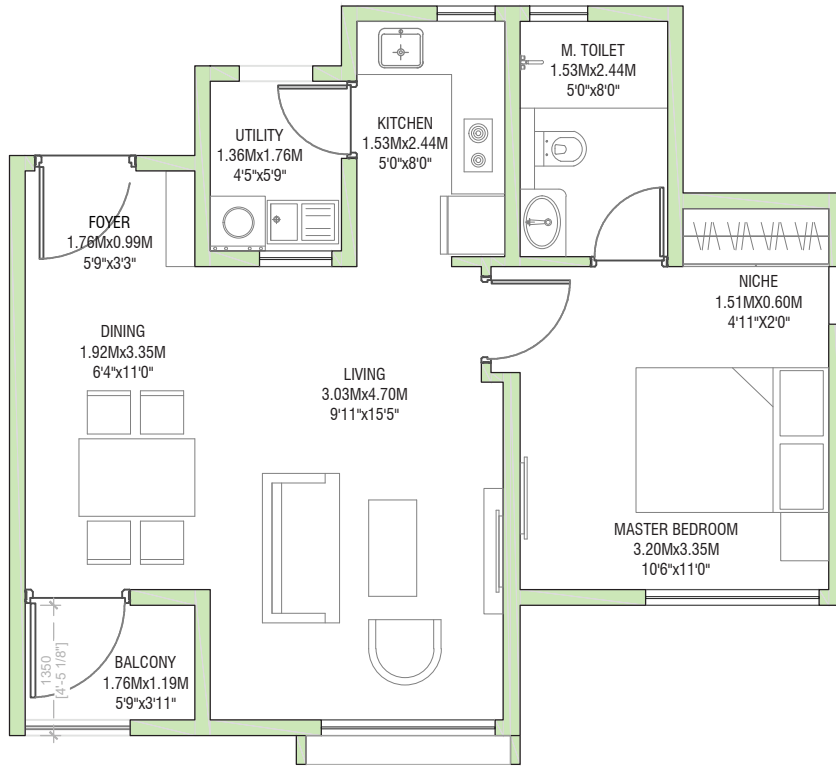
1 SQ.M. = 10.7639 SQ.FT.



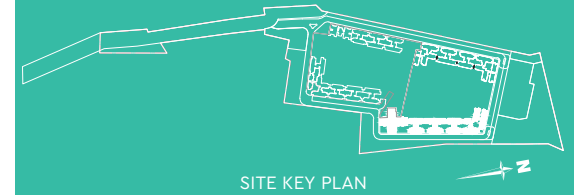
1BHK (TYPE 4) TOWER P

FLOOR
17

UNIT NUMBERS
P17-01

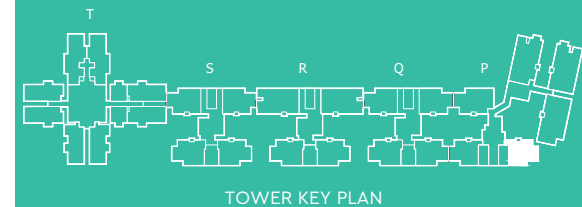
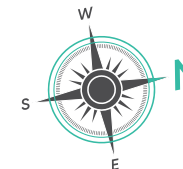


RERA CARPET AREA - 44.27 Sq.Mts. (476 Sq.Ft.)
BALCONY AREA - 2.26 Sq.Mts. (24 Sq.Ft.)
UTILITY AREA - 2.39 Sq.Mts. (25 Sq.Ft.)
SALEABLE AREA - 71.89 Sq.Mts (773 Sq.Ft.)



Note:

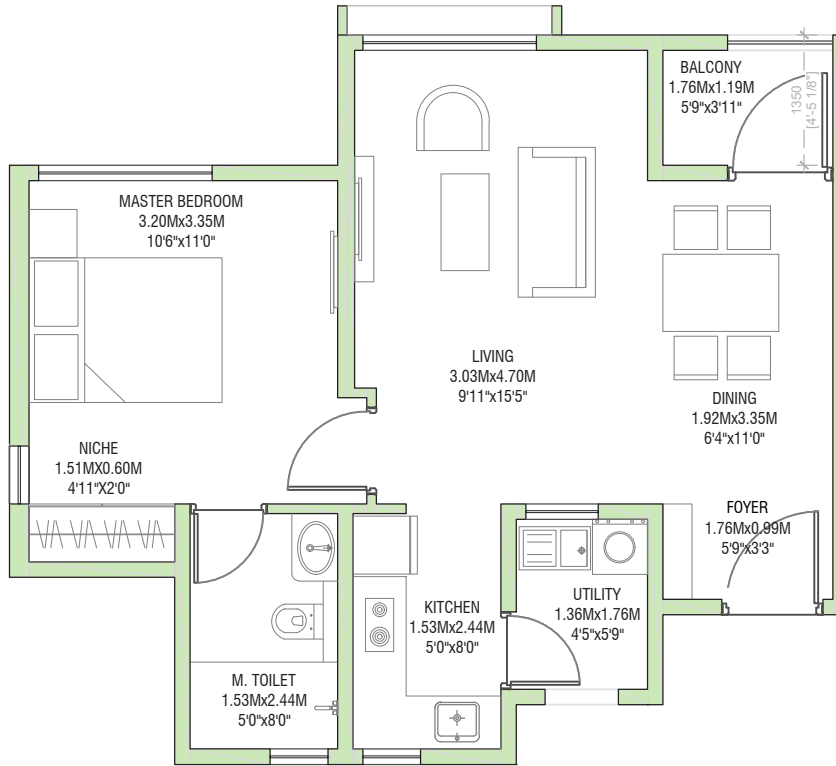
1. All dimensions mentioned are structure to structure dimensions and include ledges
2. Carpet area is calculated from the unfinished wall
3. Carpet area includes ledge walls
4. Balcony area includes the up-stands



**1BHK (TYPE 4)
TOWER K, N**

FLOOR
17

UNIT NUMBERS
K17-06, N17-06

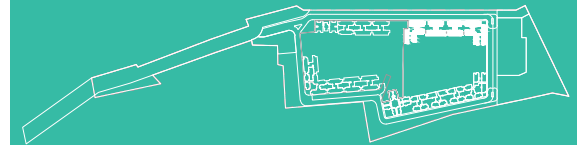


RERA CARPET AREA - 44.27 Sq.Mts. (476 Sq.Ft.)

BALCONY AREA - 2.26 Sq.Mts. (24 Sq.Ft.)

UTILITY AREA - 2.39 Sq.Mts. (25 Sq.Ft.)

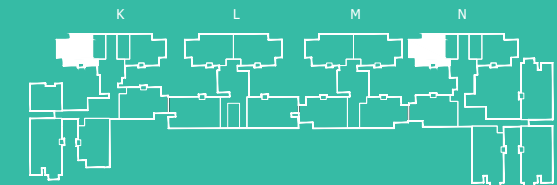
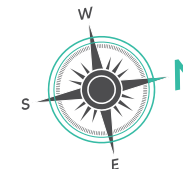
SALEABLE AREA - 71.89 Sq.Mts (773 Sq.Ft.)



SITE KEY PLAN

Note:

1. All dimensions mentioned are structure to structure dimensions and include ledges
2. Carpet area is calculated from the unfinished wall
3. Carpet area includes ledge walls
4. Balcony area includes the up-stands



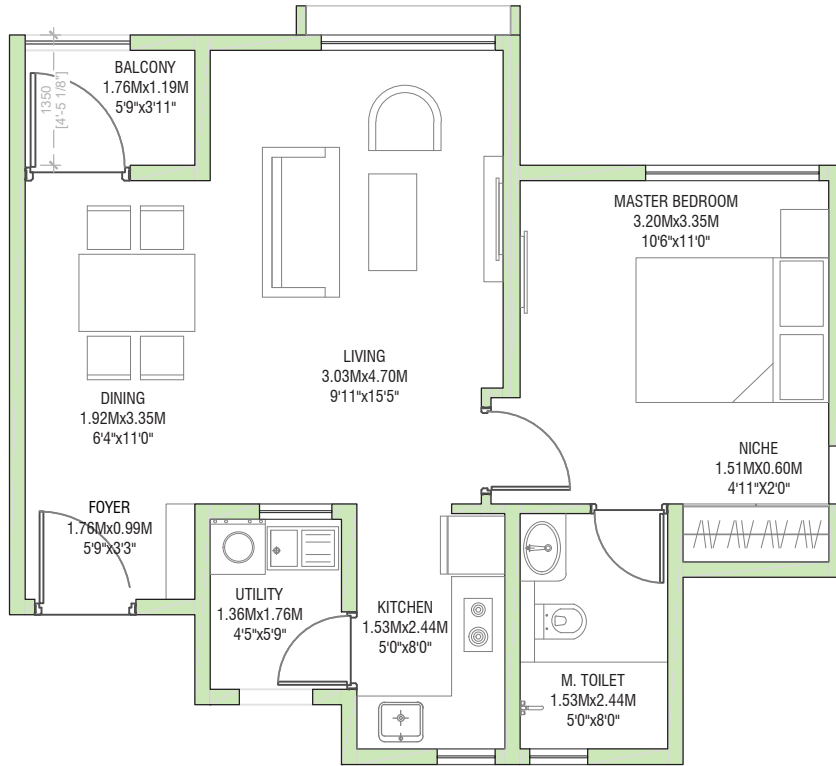
TOWER KEY PLAN

1 SQ.M. = 10.7639 SQ.FT.

1BHK (TYPE 4)
TOWER K, N

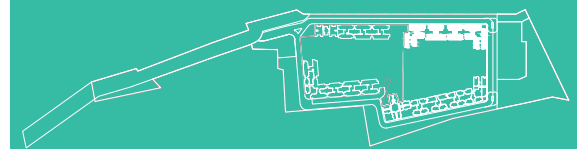
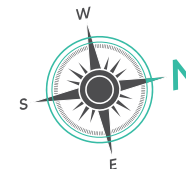
FLOOR
17

UNIT NUMBERS
K17-01, N17-01

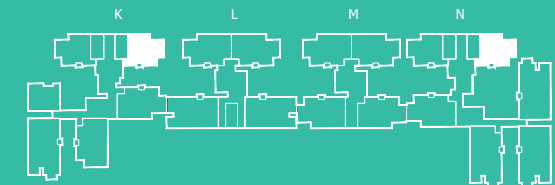


Note:

1. All dimensions mentioned are structure to structure dimensions and include ledges
2. Carpet area is calculated from the unfinished wall
3. Carpet area includes ledge walls
4. Balcony area includes the up-stands



SITE KEY PLAN



TOWER KEY PLAN

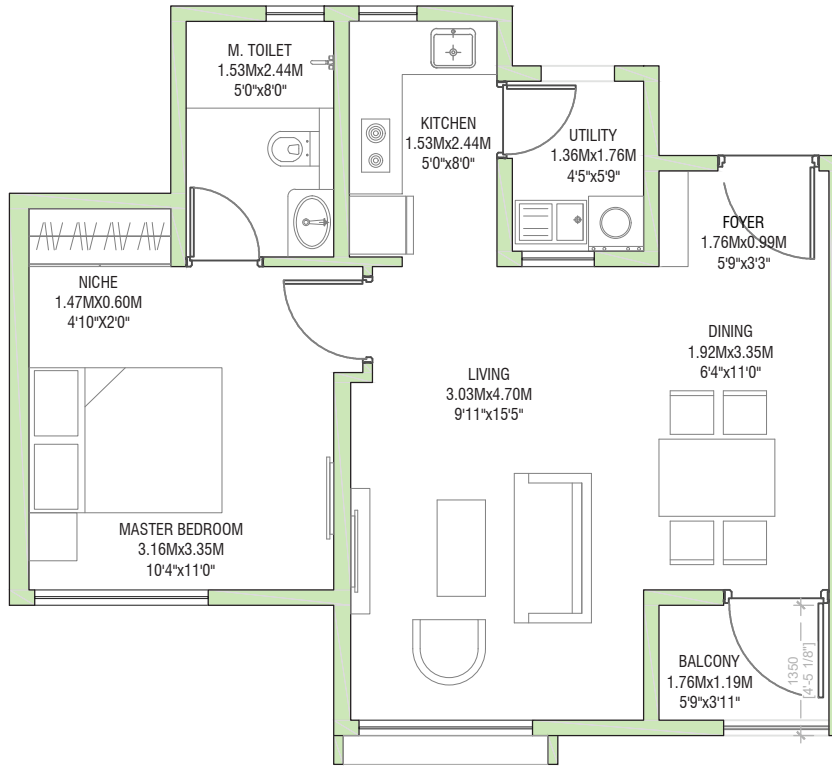
1 SQ.M. = 10.7639 SQ.FT.

RERA CARPET AREA - 44.27 Sq.Mts. (476 Sq.Ft.)
BALCONY AREA - 2.26 Sq.Mts. (24 Sq.Ft.)
UTILITY AREA - 2.39 Sq.Mts. (25 Sq.Ft.)
SALEABLE AREA - 71.89 Sq.Mts (773 Sq.Ft.)

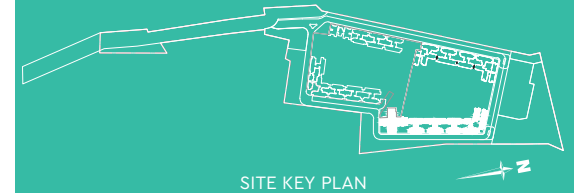
1BHK (TYPE 5) TOWER P

FLOOR
17

UNIT NUMBERS
P17-06



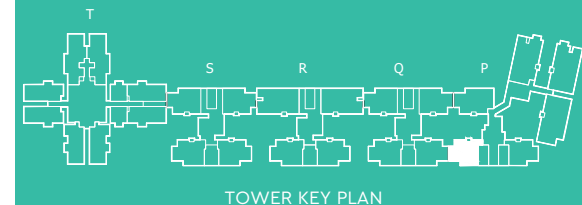
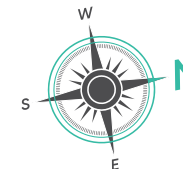
RERA CARPET AREA - 44.11 Sq.Mts. (474 Sq.Ft.)
BALCONY AREA - 2.26 Sq.Mts. (24 Sq.Ft.)
UTILITY AREA - 2.39 Sq.Mts. (25 Sq.Ft.)
SALEABLE AREA - 71.64 Sq.Mts (771 Sq.Ft.)



SITE KEY PLAN

Note:

1. All dimensions mentioned are structure to structure dimensions and include ledges
2. Carpet area is calculated from the unfinished wall
3. Carpet area includes ledge walls
4. Balcony area includes the up-stands



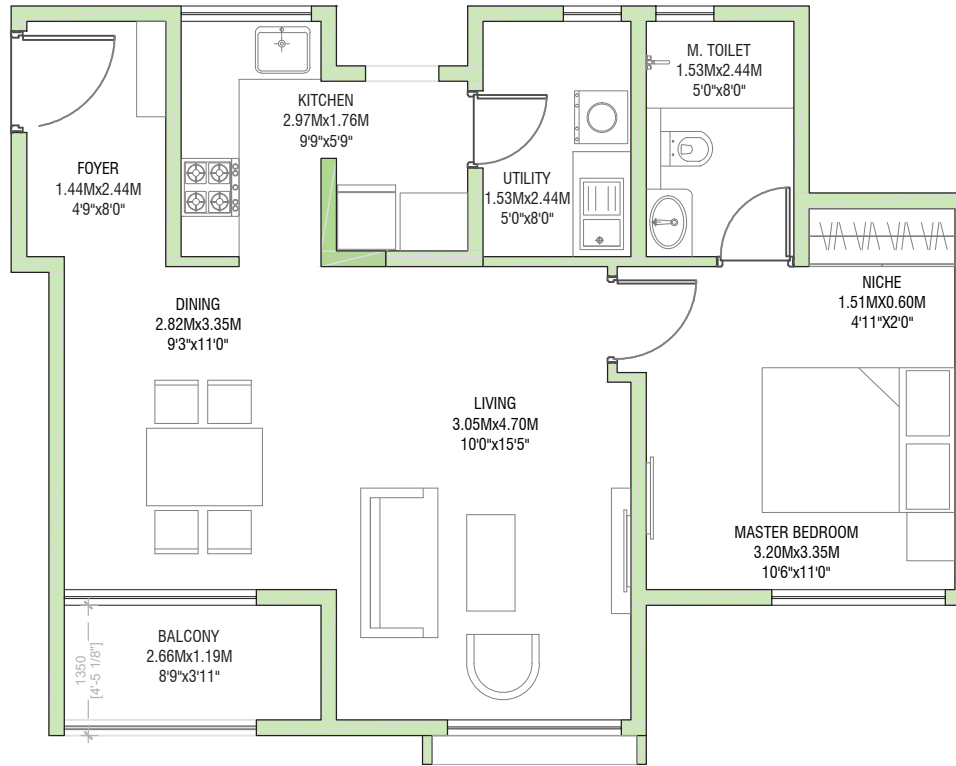
TOWER KEY PLAN



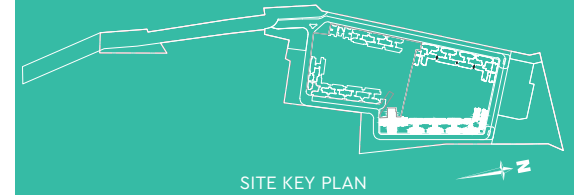
1BHK (TYPE 6) TOWER Q

FLOOR
17

UNIT NUMBERS
Q17-01



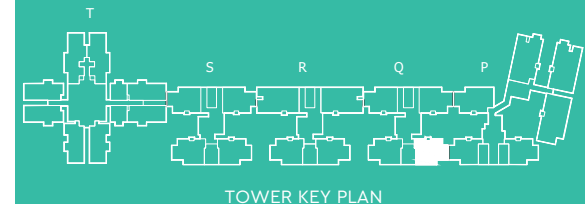
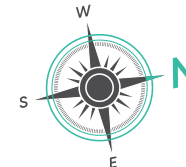
RERA CARPET AREA - 52.22 Sq.Mts. (562 Sq.Ft.)
BALCONY AREA - 3.48 Sq.Mts. (37 Sq.Ft.)
UTILITY AREA - 3.73 Sq.Mts. (40 Sq.Ft.)
SALEABLE AREA - 87.11 Sq.Mts (937 Sq.Ft.)



SITE KEY PLAN

Note:

1. All dimensions mentioned are structure to structure dimensions and include ledges
2. Carpet area is calculated from the unfinished wall
3. Carpet area includes ledge walls
4. Balcony area includes the up-stands



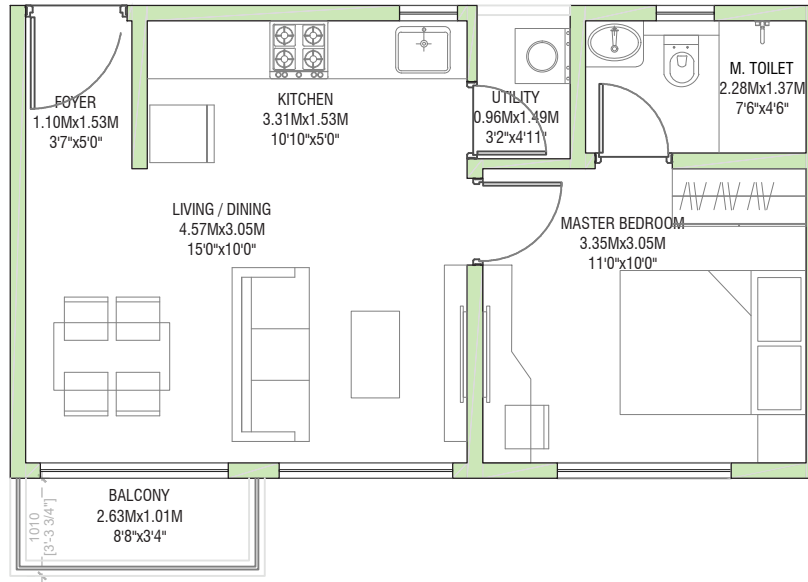
TOWER KEY PLAN



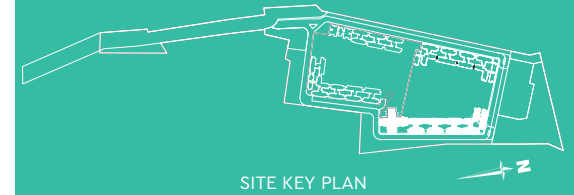
1BHK (TYPE 7) TOWER T

FLOOR
17

UNIT NUMBERS
T17-01



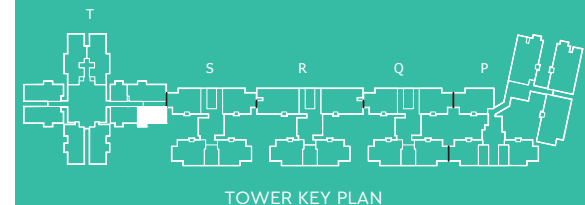
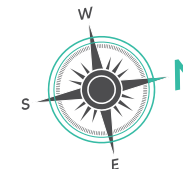
RERA CARPET AREA - 36.21 Sq.Mts. (389 Sq.Ft.)
BALCONY AREA - 2.66 Sq.Mts. (28 Sq.Ft.)
UTILITY AREA - 1.43 Sq.Mts. (15 Sq.Ft.)
SALEABLE AREA - 59.63 Sq.Mts (641 Sq.Ft.)



SITE KEY PLAN

Note:

1. All dimensions mentioned are structure to structure dimensions and include ledges
2. Carpet area is calculated from the unfinished wall
3. Carpet area includes ledge walls
4. Balcony area includes the up-stands



TOWER KEY PLAN

1 SQ.M. = 10.7639 SQ.FT.



2BHK (TYPE 1) TOWER Q, R, S

FLOOR

1, 2, 3, 4, 5, 6, 7, 8, 9, 10, 11, 12, 13, 14, 15, 16, 18

UNIT NUMBERS

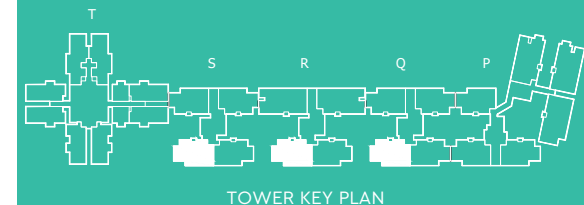
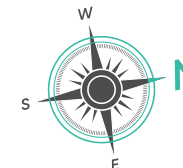
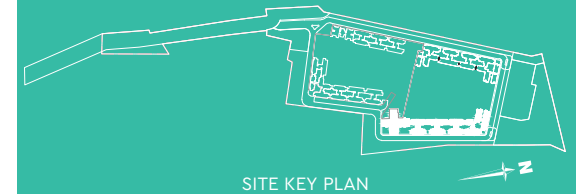
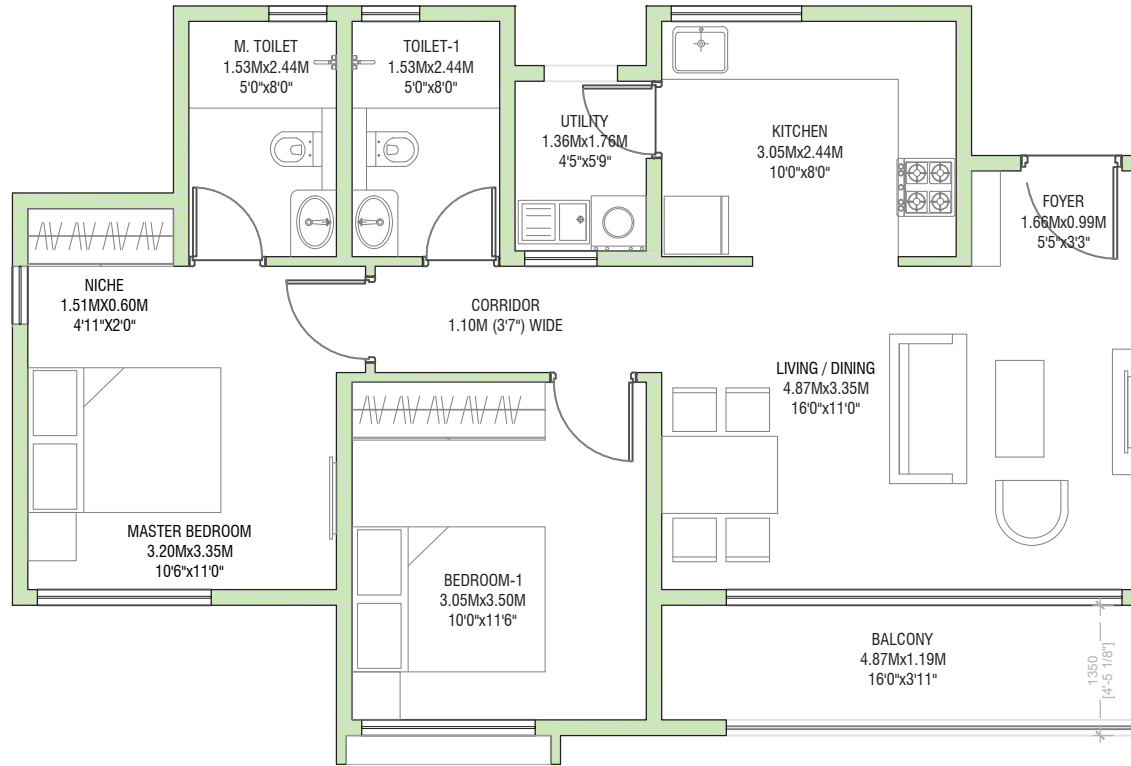
Q01-04, Q02-04, Q03-04, Q04-04, Q05-04,
Q06-04, Q07-04, Q08-04, Q09-04, Q10-04,
Q11-04, Q12-04, Q13-04, Q14-04, Q15-04, Q16-04,
Q18-04, R01-04, R02-04, R03-04, R04-04, R05-04,
R06-04, R07-04, R08-04, R09-04, R10-04, R11-04,
R12-04, R13-04, R14-04, R15-04, R16-04, R18-04,
S01-04, S02-04, S03-04, S04-04, S05-04, S06-04,
S07-04, S08-04, S09-04, S10-04, S11-04, S12-04,
S13-04, S14-04, S15-04, S16-04, S18-04

RERA CARPET AREA - 63.16 Sq.Mts. (679 Sq.Ft.)

BALCONY AREA - 6.46 Sq.Mts. (69 Sq.Ft.)

UTILITY AREA - 2.39 Sq.Mts. (25 Sq.Ft.)

SALEABLE AREA - 105.66 Sq.Mts (1137 Sq.Ft.)



1 SQ.M. = 10.7639 SQ.FT.

Note:

1. All dimensions mentioned are structure to structure dimensions and include ledges
2. Carpet area is calculated from the unfinished wall
3. Carpet area includes ledge walls
4. Balcony area includes the up-stands

2BHK (TYPE 1) TOWER R, S

FLOOR

1, 2, 3, 4, 5, 6, 7, 8, 9, 10, 11, 12, 13, 14, 15, 16, 18

UNIT NUMBERS

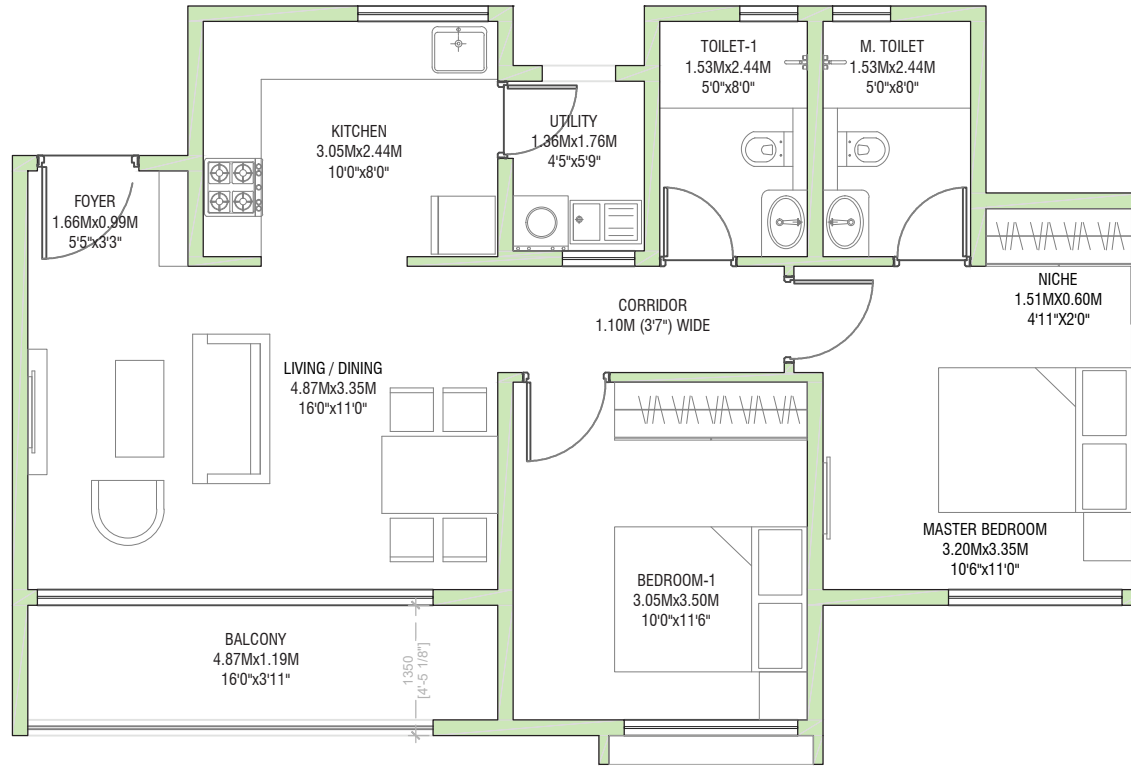
R01-01, R02-01, R03-01, R04-01, R05-01, R06-01,
R07-01, R08-01, R09-01, R10-01, R11-01, R12-01,
R13-01, R14-01, R15-01, R16-01, R18-01, S01-01,
S02-01, S03-01, S04-01, S05-01, S06-01, S07-01,
S08-01, S09-01, S10-01, S11-01, S12-01, S13-01,
S14-01, S15-01, S16-01, S18-01

RERA CARPET AREA - 63.16 Sq.Mts. (679 Sq.Ft.)

BALCONY AREA - 6.46 Sq.Mts. (69 Sq.Ft.)

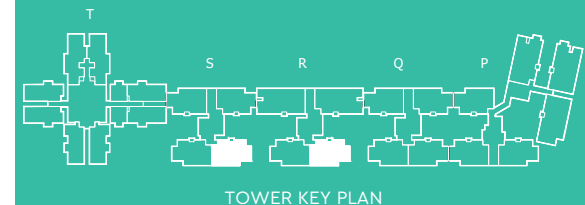
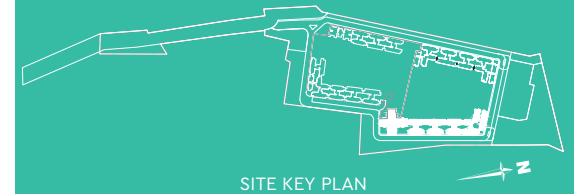
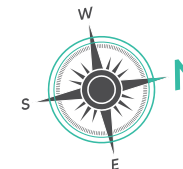
UTILITY AREA - 2.39 Sq.Mts. (25 Sq.Ft.)

SALEABLE AREA - 105.66 Sq.Mts (1137 Sq.Ft.)



Note:

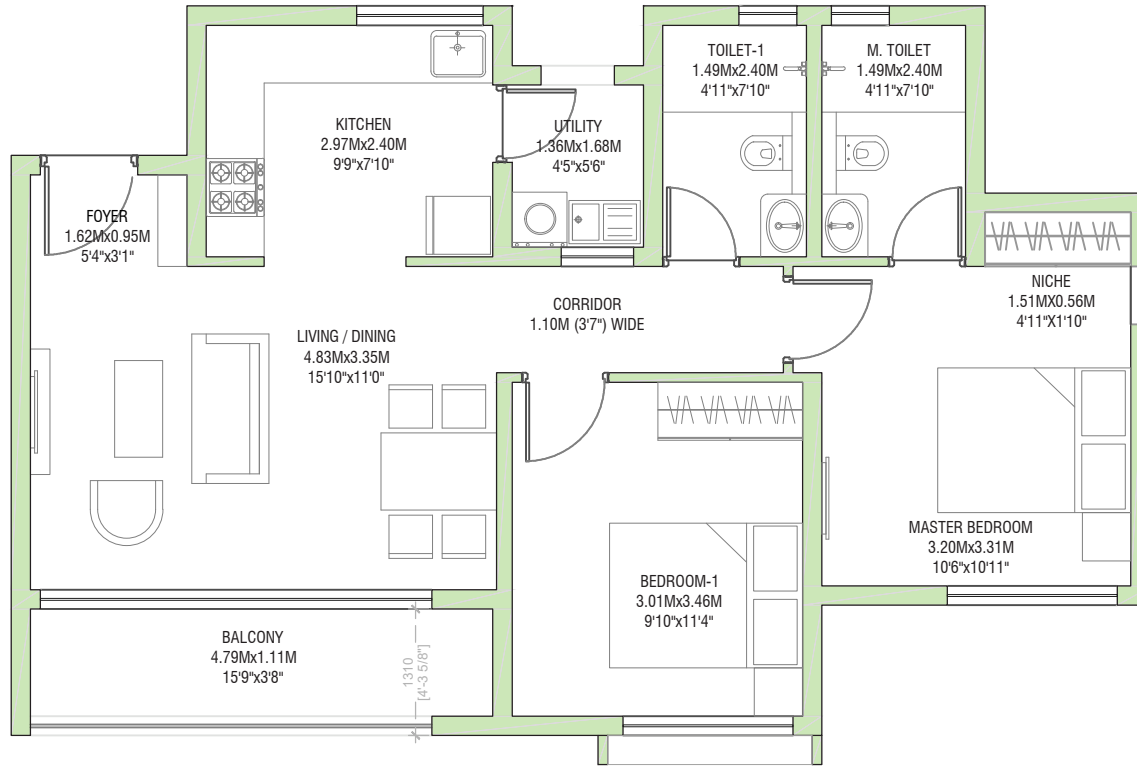
1. All dimensions mentioned are structure to structure dimensions and include ledges
2. Carpet area is calculated from the unfinished wall
3. Carpet area includes ledge walls
4. Balcony area includes the up-stands



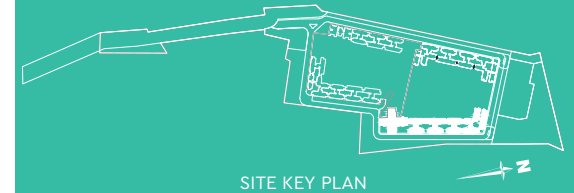
2BHK (TYPE 1A)
TOWER P

FLOOR
P1, P2

UNIT NUMBERS
PP1-01, PP2-01

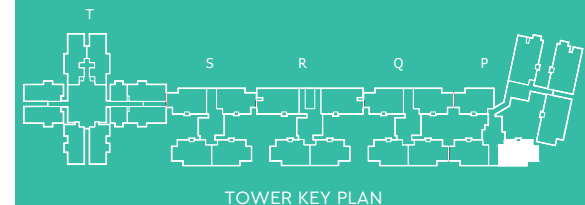
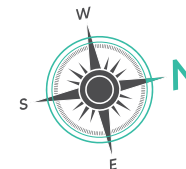


RERA CARPET AREA - 62.40 Sq.Mts. (671 Sq.Ft.)
BALCONY AREA - 6.14 Sq.Mts. (66 Sq.Ft.)
UTILITY AREA - 2.28 Sq.Mts. (24 Sq.Ft.)
SALEABLE AREA - 103.33 Sq.Mts (1112 Sq.Ft.)



Note:

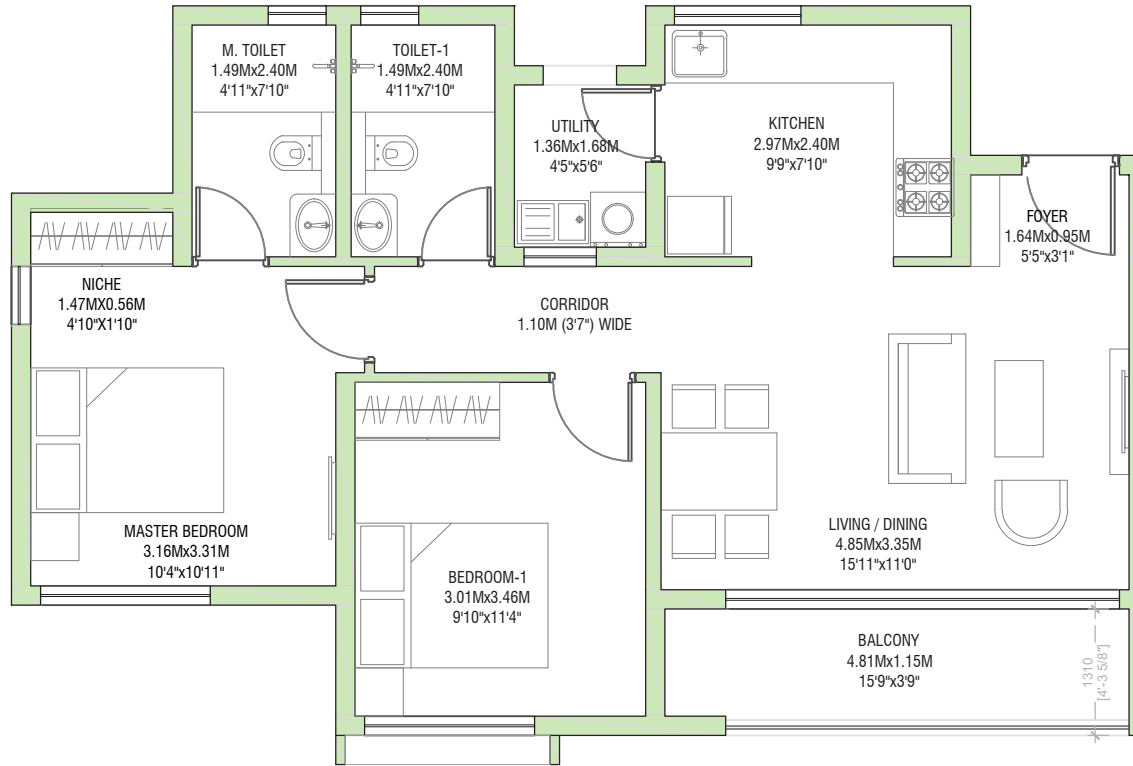
1. All dimensions mentioned are structure to structure dimensions and include ledges
2. Carpet area is calculated from the unfinished wall
3. Carpet area includes ledge walls
4. Balcony area includes the up-stands



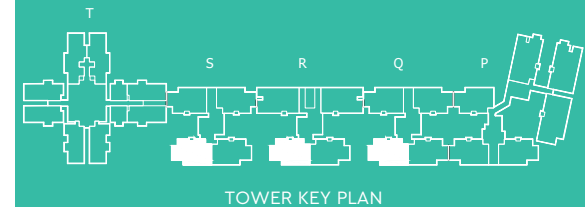
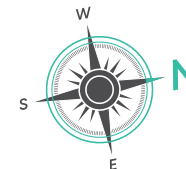
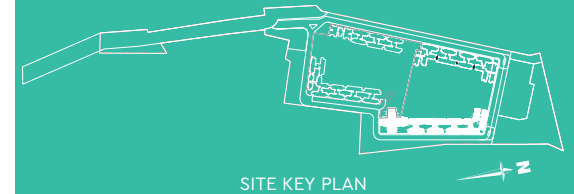
2BHK (TYPE 1B)
TOWER Q, R, S

FLOOR
P1, P2

UNIT NUMBERS
QP1-04, QP2-04, RP1-04, RP2-04, SP1-04, SP2-04



RERA CARPET AREA - 62.34 Sq.Mts. (671 Sq.Ft.)
BALCONY AREA - 6.17 Sq.Mts. (66 Sq.Ft.)
UTILITY AREA - 2.28 Sq.Mts. (24 Sq.Ft.)
SALEABLE AREA - 103.25 Sq.Mts (1111 Sq.Ft.)



1 SQ.M. = 10.7639 SQ.FT.

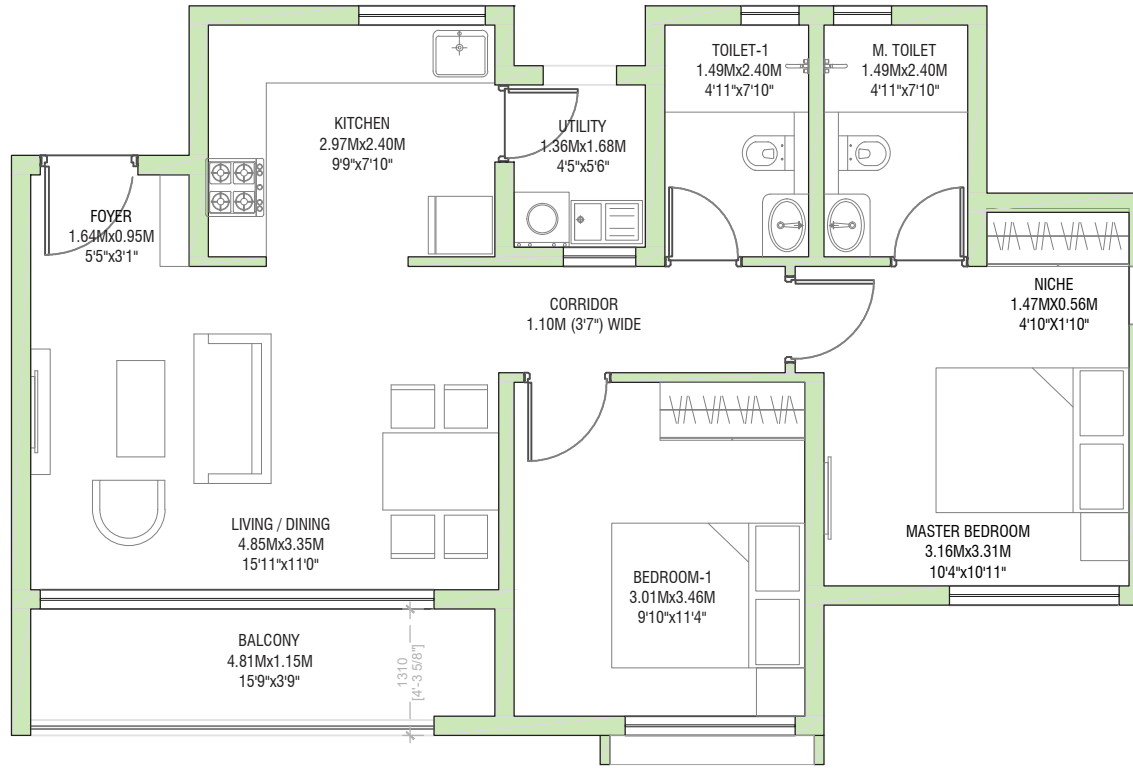
Note:

1. All dimensions mentioned are structure to structure dimensions and include ledges
2. Carpet area is calculated from the unfinished wall
3. Carpet area includes ledge walls
4. Balcony area includes the up-stands

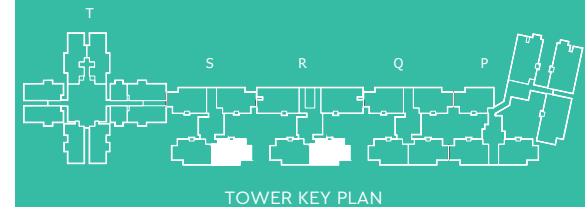
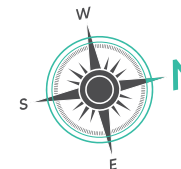
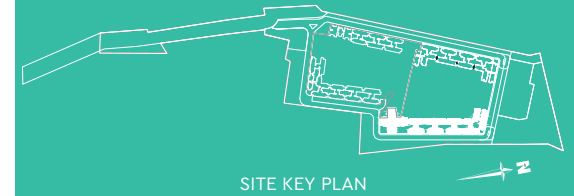
2BHK (TYPE 1B)
TOWER R, S

FLOOR
P1, P2

UNIT NUMBERS
RP1-01, RP2-01, SP1-01, SP2-01



RERA CARPET AREA - 62.34 Sq.Mts. (671 Sq.Ft.)
BALCONY AREA - 6.17 Sq.Mts. (66 Sq.Ft.)
UTILITY AREA - 2.28 Sq.Mts. (24 Sq.Ft.)
SALEABLE AREA - 103.09 Sq.Mts. (1109 Sq.Ft.)



1 SQ.M. = 10.7639 SQ.FT.

Note:

1. All dimensions mentioned are structure to structure dimensions and include ledges
2. Carpet area is calculated from the unfinished wall
3. Carpet area includes ledge walls
4. Balcony area includes the up-stands

2BHK (TYPE 1) TOWER L, M

FLOOR

1, 2, 3, 4, 5, 6, 7, 8, 9, 10, 11, 12, 13, 14, 15, 16, 18

UNIT NUMBERS

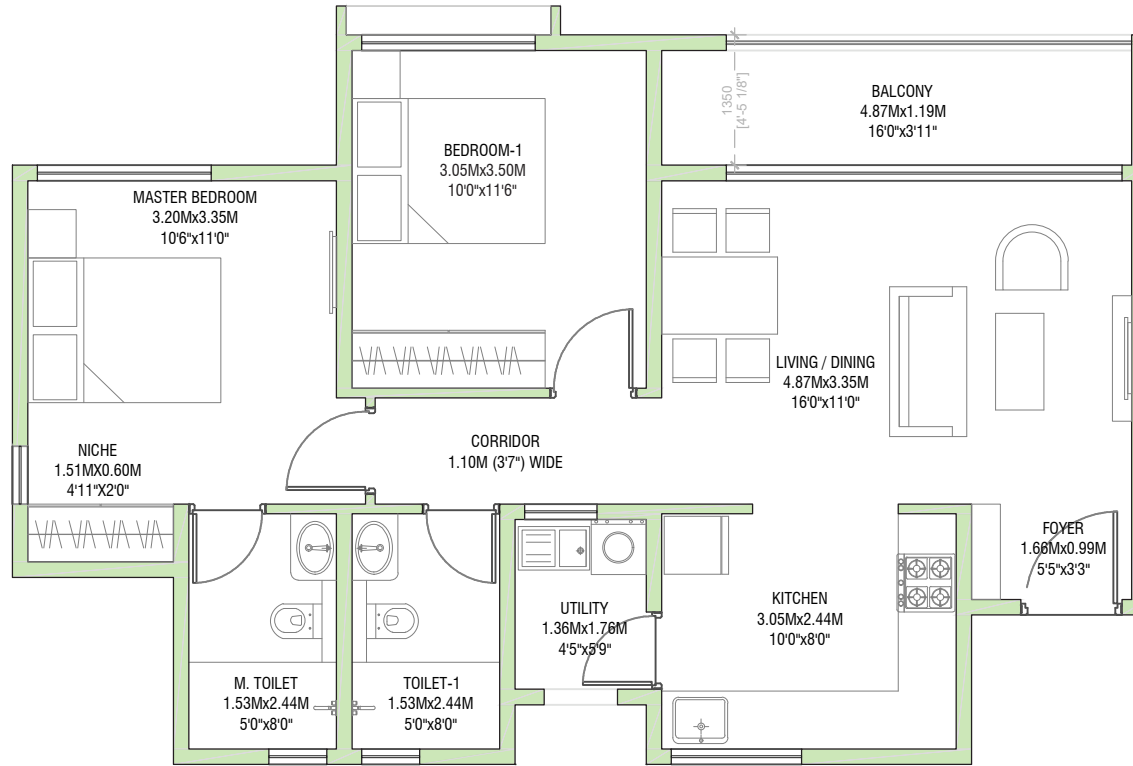
L01-04, L02-04, L03-04, L04-04, L05-04, L06-04,
L07-04, L08-04, L09-04, L10-04, L11-04, L12-04,
L13-04, L14-04, L15-04, L16-04, L18-04, M01-04,
M02-04, M03-04, M04-04, M05-04, M06-04,
M07-04, M08-04, M09-04, M10-04, M11-04, M12-04,
M13-04, M14-04, M15-04, M16-04, M18-04

RERA CARPET AREA - 63.16 Sq.Mts. (679 Sq.Ft.)

BALCONY AREA - 6.46 Sq.Mts. (69 Sq.Ft.)

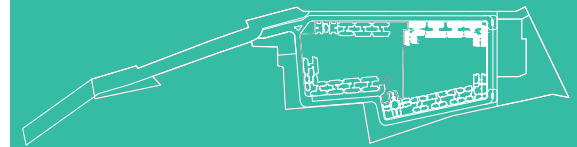
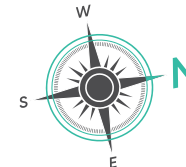
UTILITY AREA - 2.39 Sq.Mts. (25 Sq.Ft.)

SALEABLE AREA - 105.66 Sq.Mts (1137 Sq.Ft.)

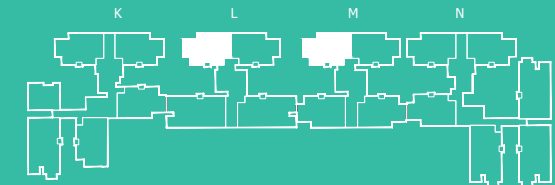


Note:

1. All dimensions mentioned are structure to structure dimensions and include ledges
2. Carpet area is calculated from the unfinished wall
3. Carpet area includes ledge walls
4. Balcony area includes the up-stands



SITE KEY PLAN



TOWER KEY PLAN

1 SQ.M. = 10.7639 SQ.FT.

2BHK (TYPE 1)
TOWER L, M

FLOOR

1, 2, 3, 4, 5, 6, 7, 8, 9, 10, 11, 12, 13, 14, 15, 16, 18

UNIT NUMBERS

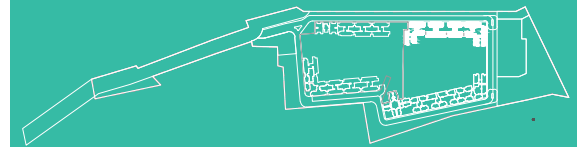
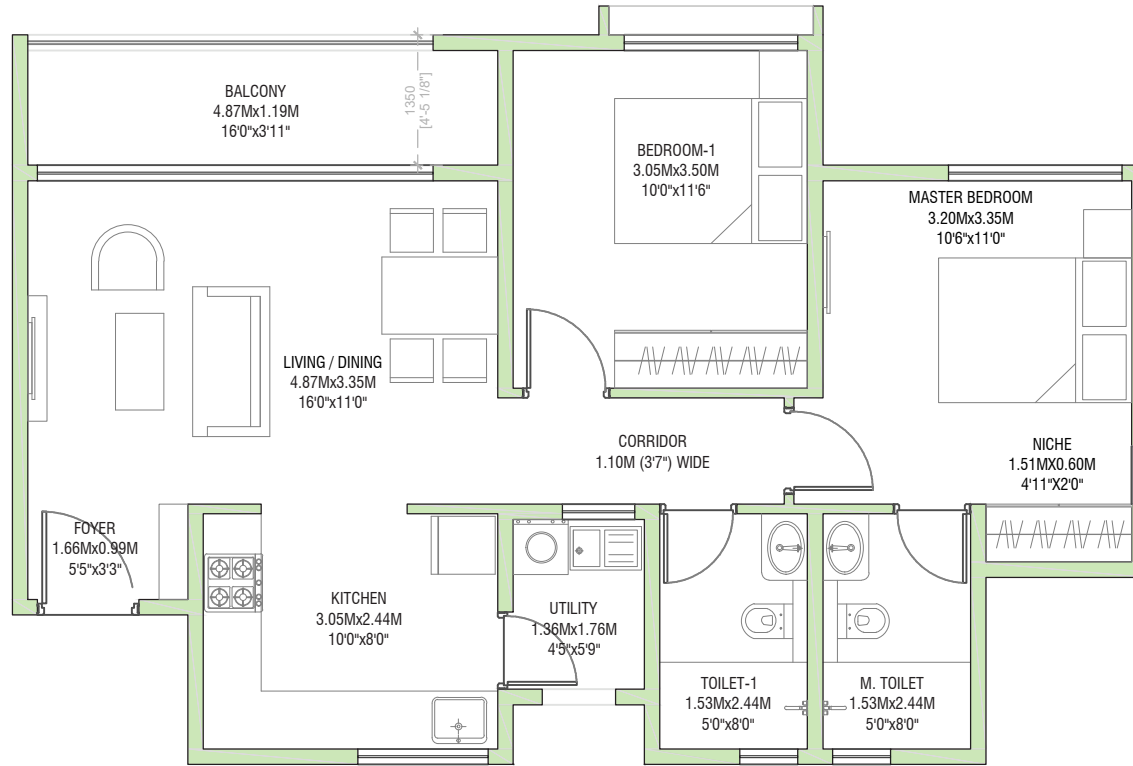
L01-01, L02-01, L03-01, L04-01, L05-01, L06-01,
L07-01, L08-01, L09-01, L10-01, L11-01, L12-01,
L13-01, L14-01, L15-01, L16-01, L18-01, M01-01,
M02-01, M03-01, M04-01, M05-01, M06-01, M07-01,
M08-01, M09-01, M10-01, M11-01, M12-01, M13-01,
M14-01, M15-01, M16-01, M18-01

RERA CARPET AREA - 63.16 Sq.Mts. (679 Sq.Ft.)

BALCONY AREA - 6.46 Sq.Mts. (69 Sq.Ft.)

UTILITY AREA - 2.39 Sq.Mts. (25 Sq.Ft.)

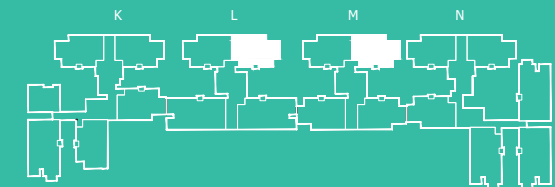
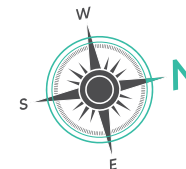
SALEABLE AREA - 105.66 Sq.Mts (1137 Sq.Ft.)



SITE KEY PLAN

Note:

1. All dimensions mentioned are structure to structure dimensions and include ledges
2. Carpet area is calculated from the unfinished wall
3. Carpet area includes ledge walls
4. Balcony area includes the up-stands



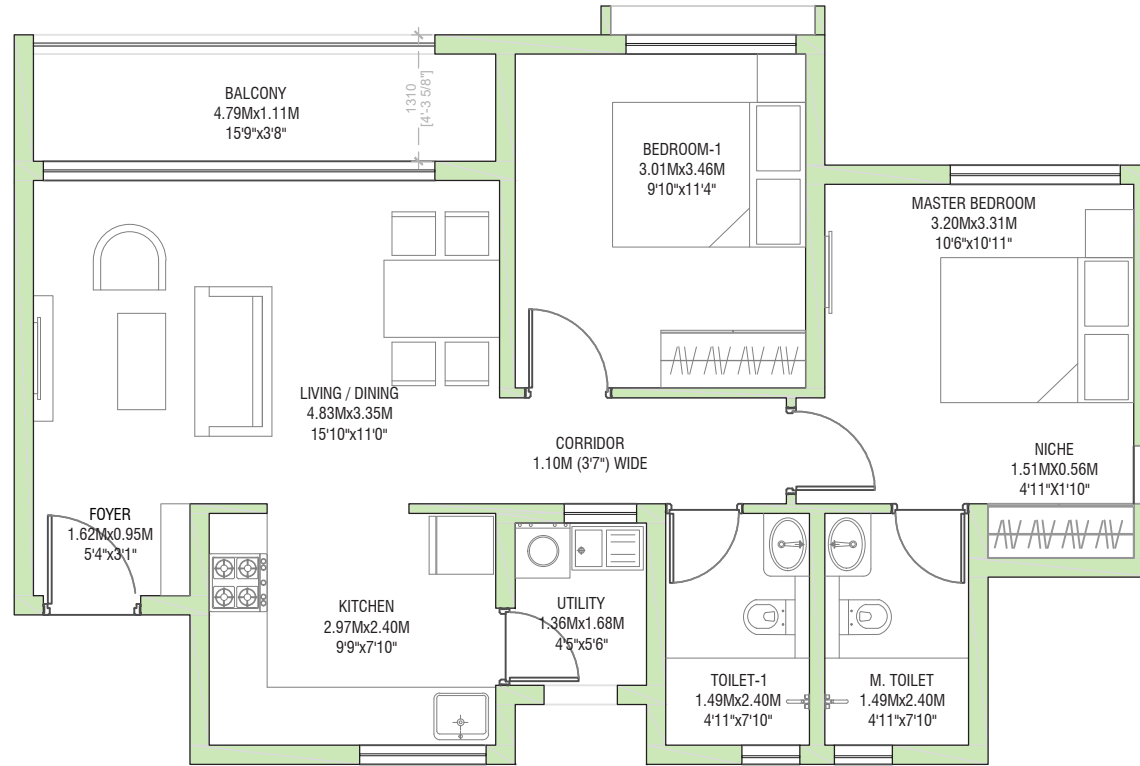
TOWER KEY PLAN

1 SQ.M. = 10.7639 SQ.FT.

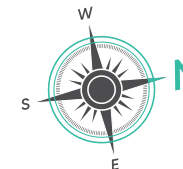
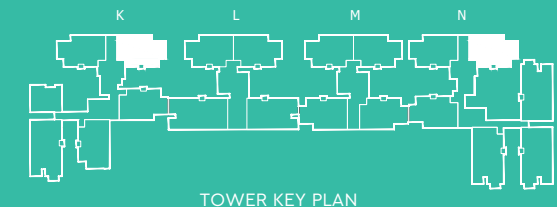
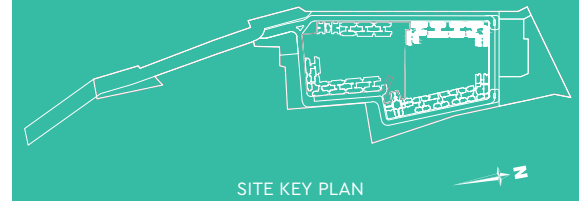
2BHK (TYPE 1A)
TOWER K, N

FLOOR
P1, P2

UNIT NUMBERS
KP1-01, KP2-01 NP1-01, NP2-01



RERA CARPET AREA - 62.40 Sq.Mts. (671 Sq.Ft.)
BALCONY AREA - 6.14 Sq.Mts. (66 Sq.Ft.)
UTILITY AREA - 2.28 Sq.Mts. (24 Sq.Ft.)
SALEABLE AREA - 103.33 Sq.Mts (1112 Sq.Ft.)



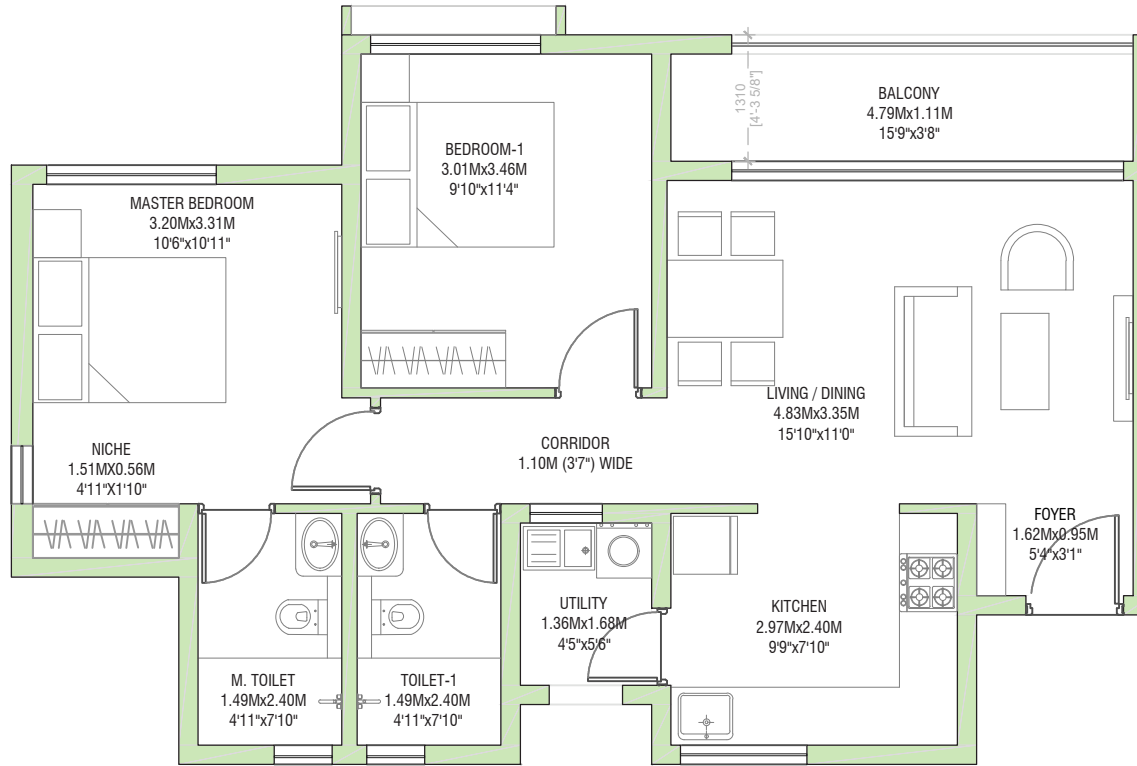
Note:

1. All dimensions mentioned are structure to structure dimensions and include ledges
2. Carpet area is calculated from the unfinished wall
3. Carpet area includes ledge walls
4. Balcony area includes the up-stands

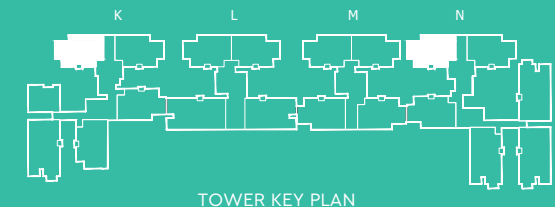
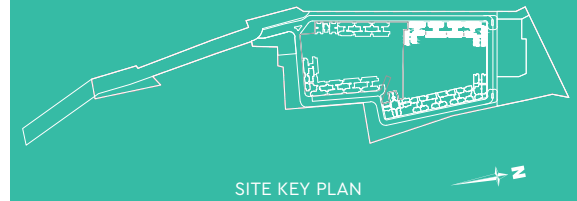
2BHK (TYPE 1A)
TOWER K, N

FLOOR
P1, P2

UNIT NUMBERS
KP1-06, KP2-06, NP1-06, NP2-016

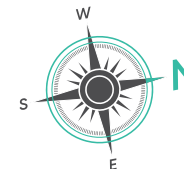


RERA CARPET AREA - 62.40 Sq.Mts. (671 Sq.Ft.)
BALCONY AREA - 6.14 Sq.Mts. (66 Sq.Ft.)
UTILITY AREA - 2.28 Sq.Mts. (24 Sq.Ft.)
SALEABLE AREA - 103.33 Sq.Mts (1112 Sq.Ft.)



Note:

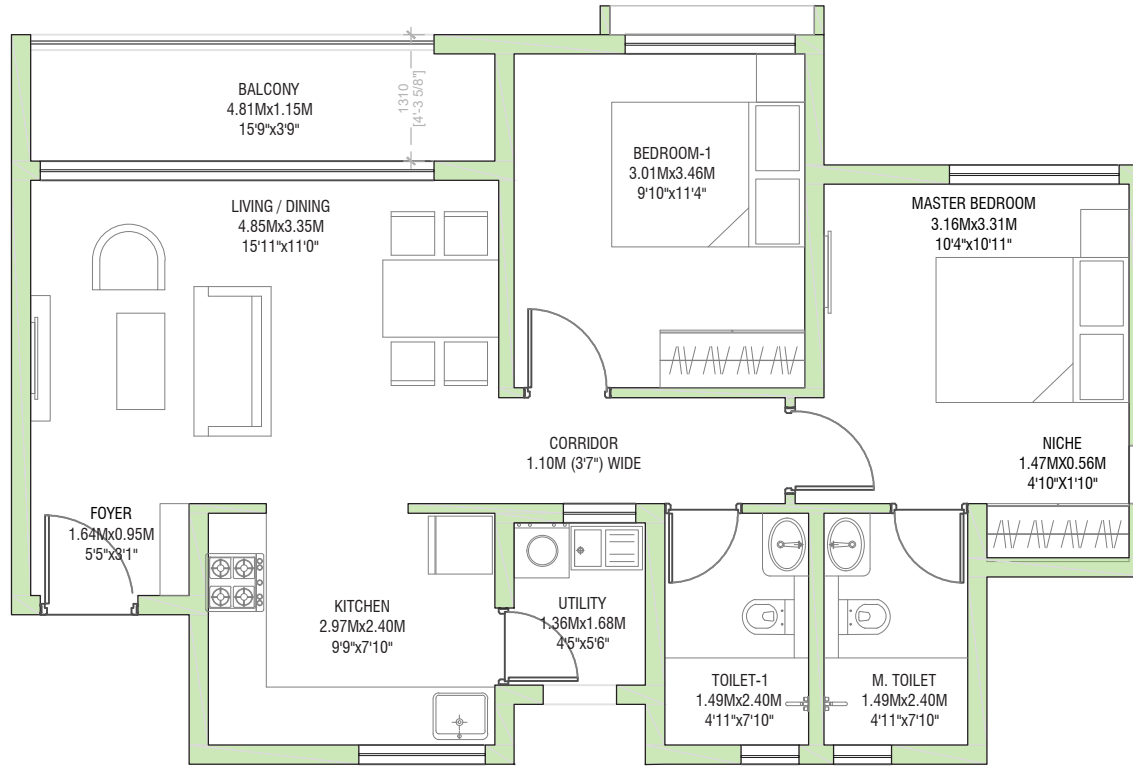
1. All dimensions mentioned are structure to structure dimensions and include ledges
2. Carpet area is calculated from the unfinished wall
3. Carpet area includes ledge walls
4. Balcony area includes the up-stands



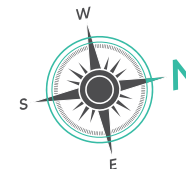
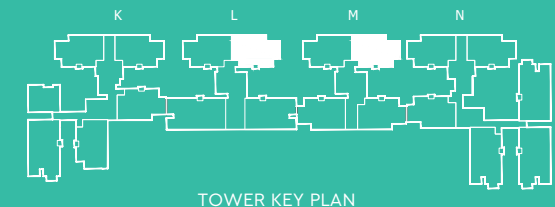
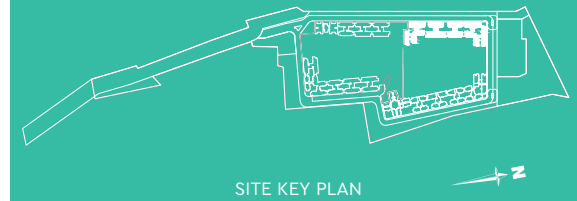
2BHK (TYPE 1B)
TOWER L, M

FLOOR
P1, P2

UNIT NUMBERS
LP1-01, LP2-01, MP1-01, MP2-01



RERA CARPET AREA - 62.34 Sq.Mts. (671 Sq.Ft.)
BALCONY AREA - 6.17 Sq.Mts. (66 Sq.Ft.)
UTILITY AREA - 2.28 Sq.Mts. (24 Sq.Ft.)
SALEABLE AREA - 103.25 Sq.Mts (1111 Sq.Ft.)



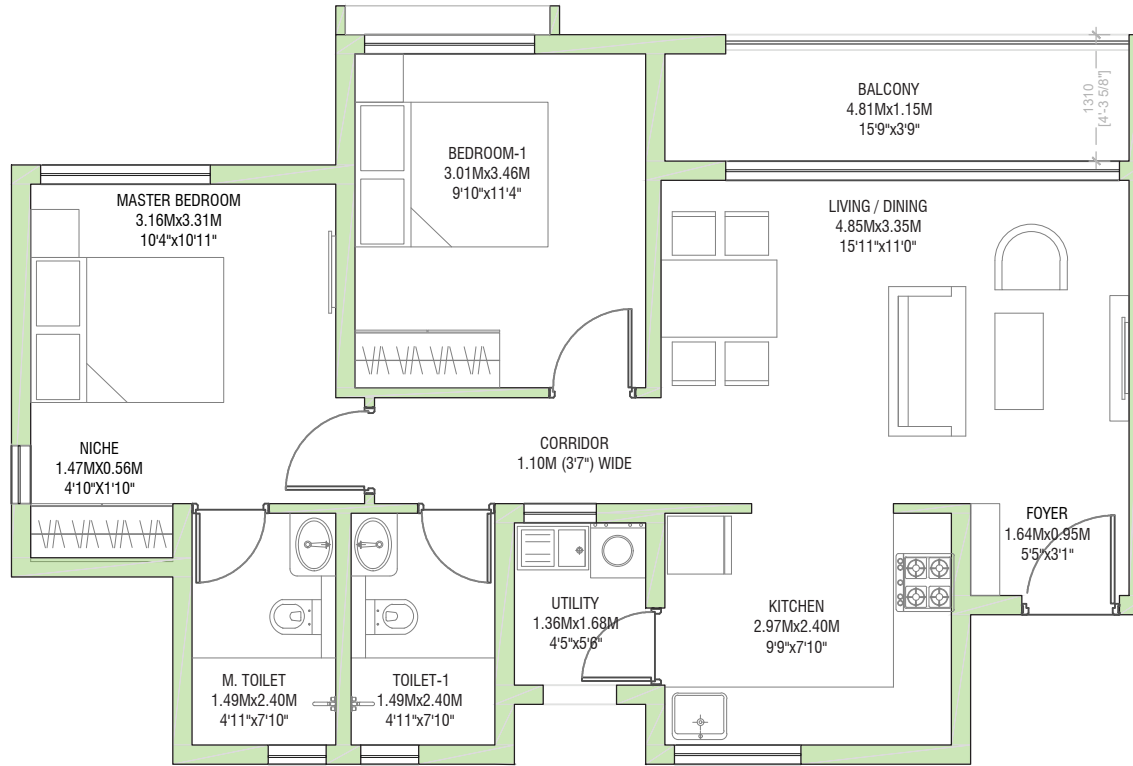
Note:

1. All dimensions mentioned are structure to structure dimensions and include ledges
2. Carpet area is calculated from the unfinished wall
3. Carpet area includes ledge walls
4. Balcony area includes the up-stands

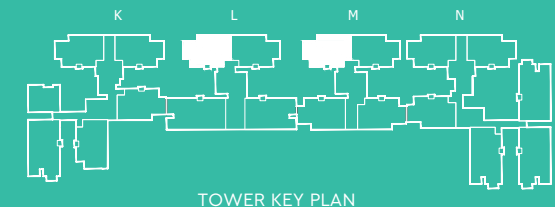
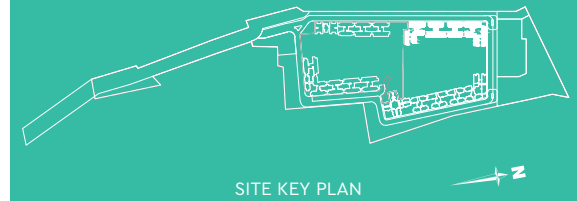
2BHK (TYPE 1B)
TOWER L, M

FLOOR
P1, P2

UNIT NUMBERS
LP1-04, LP2-04, MP1-04, MP2-04

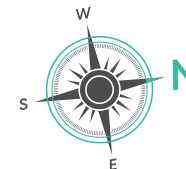


RERA CARPET AREA - 62.34 Sq.Mts. (671 Sq.Ft.)
BALCONY AREA - 6.17 Sq.Mts. (66 Sq.Ft.)
UTILITY AREA - 2.28 Sq.Mts. (24 Sq.Ft.)
SALEABLE AREA - 103.25 Sq.Mts (1111 Sq.Ft.)



Note:

1. All dimensions mentioned are structure to structure dimensions and include ledges
2. Carpet area is calculated from the unfinished wall
3. Carpet area includes ledge walls
4. Balcony area includes the up-stands



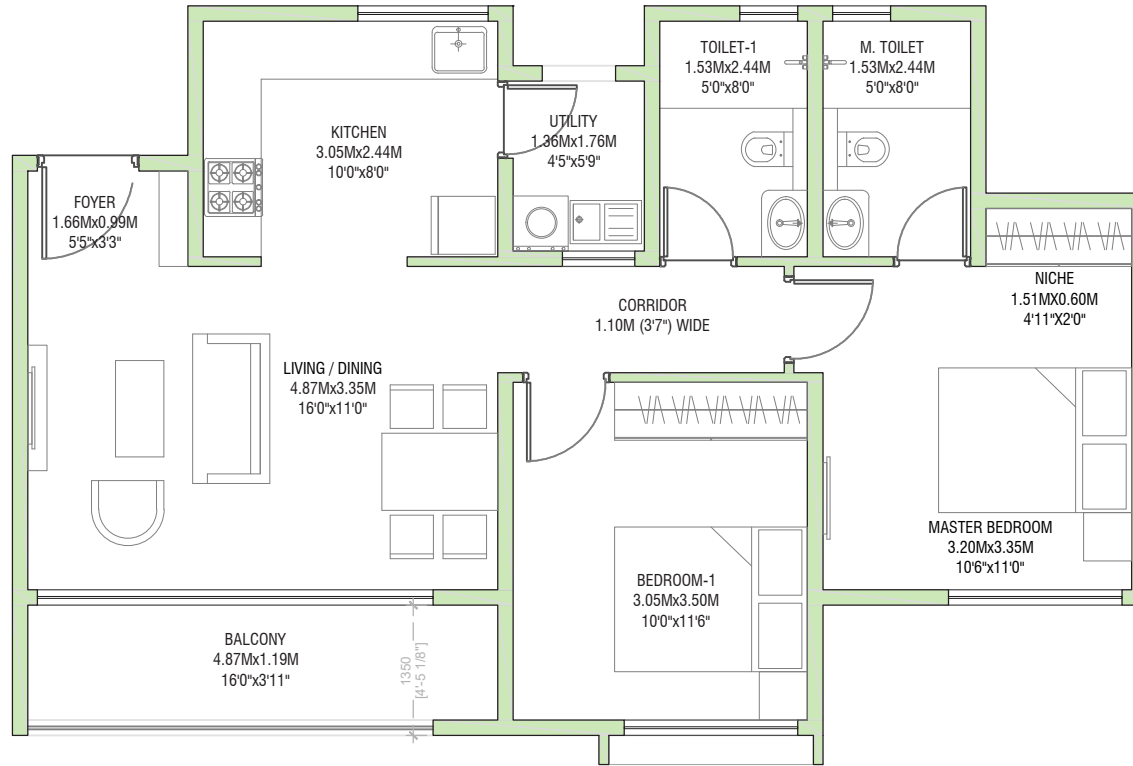
2BHK (TYPE 2) TOWER Q

FLOOR

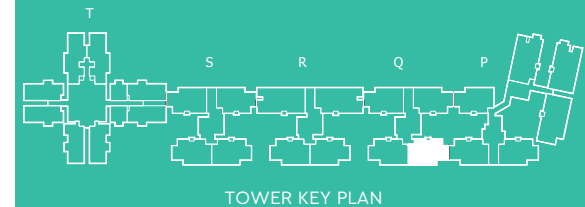
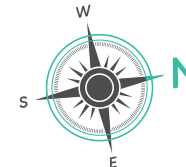
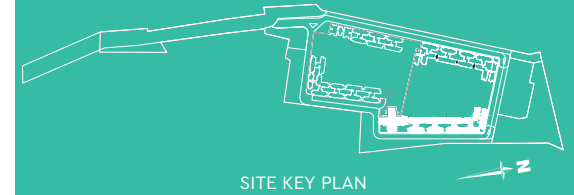
1, 2, 3, 4, 5, 6, 7, 8, 9, 10, 11, 12, 13, 14, 15, 16, 18

UNIT NUMBERS

Q01-01, Q02-01, Q03-01, Q04-01, Q05-01, Q06-01,
Q07-01, Q08-01, Q09-01, Q10-01, Q11-01, Q12-01,
Q13-01, Q14-01, Q15-01, Q16-01, Q18-01



RERA CARPET AREA - 63.16 Sq.Mts. (679 Sq.Ft.)
BALCONY AREA - 6.46 Sq.Mts. (69 Sq.Ft.)
UTILITY AREA - 2.39 Sq.Mts. (25 Sq.Ft.)
SALEABLE AREA - 105.66 Sq.Mts (1137 Sq.Ft.)



1 SQ.M. = 10.7639 SQ.FT.

Note:

1. All dimensions mentioned are structure to structure dimensions and include ledges
2. Carpet area is calculated from the unfinished wall
3. Carpet area includes ledge walls
4. Balcony area includes the up-stands

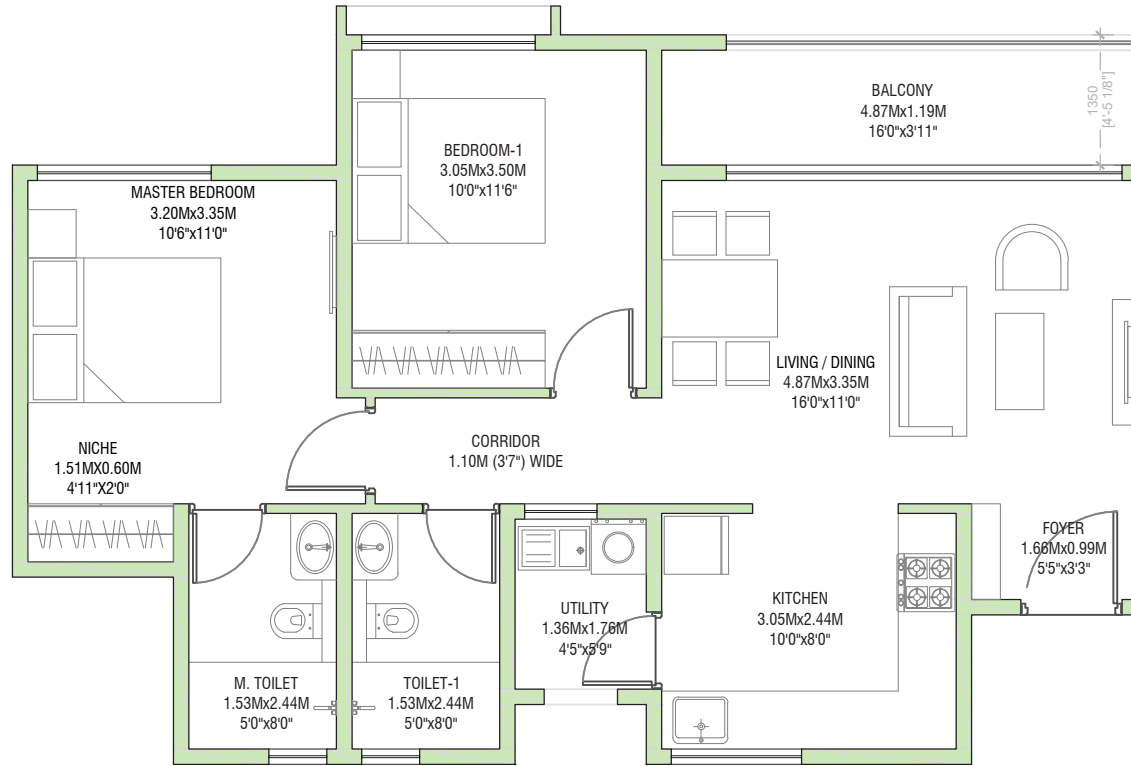
2BHK (TYPE 2) TOWER P

FLOOR

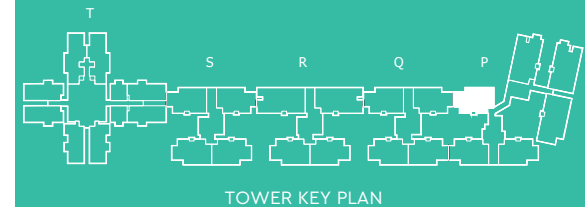
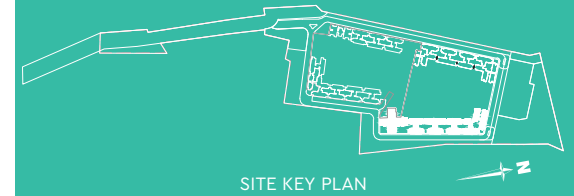
1, 2, 3, 4, 5, 6, 7, 8, 9, 10, 11, 12, 13, 14, 15, 16, 17

UNIT NUMBERS

P01-05, P02-05, P03-05, P04-05, P05-05, P06-05,
P07-05, P08-05, P09-05, P10-05, P11-05, P12-05,
P13-05, P14-05, P15-05, P16-05, P17-05



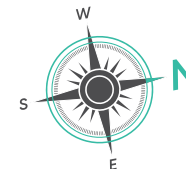
RERA CARPET AREA	- 63.16 Sq.Mts. (679 Sq.Ft.)
BALCONY AREA	- 6.46 Sq.Mts. (69 Sq.Ft.)
UTILITY AREA	- 2.39 Sq.Mts. (25 Sq.Ft.)
SALEABLE AREA	- 105.66 Sq.Mts (1137 Sq.Ft.)



1 SQ.M. = 10.7639 SQ.FT.

Note:

1. All dimensions mentioned are structure to structure dimensions and include ledges
2. Carpet area is calculated from the unfinished wall
3. Carpet area includes ledge walls
4. Balcony area includes the up-stands



2BHK (TYPE 2) TOWER Q, S

FLOOR

2, 3, 4, 5, 6, 7, 8, 9, 10, 11, 12, 13, 14, 15, 16, 17, 18

UNIT NUMBERS

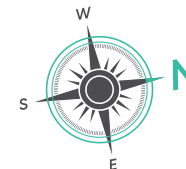
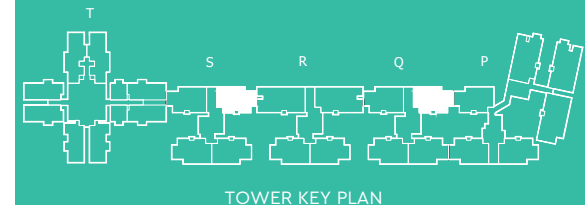
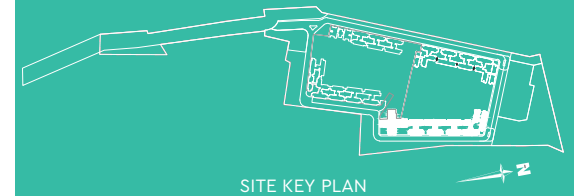
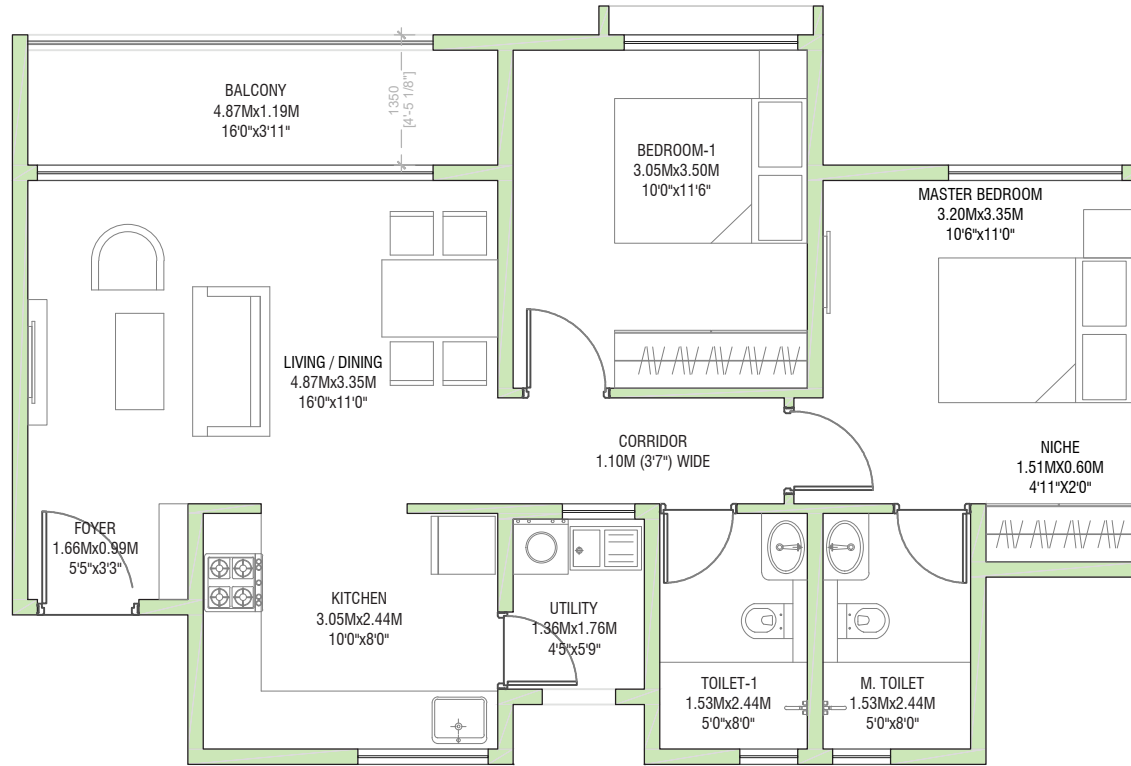
Q02-02, Q03-02, Q04-02, Q05-02, Q06-02,
Q07-02, Q08-02, Q09-02, Q10-02, Q11-02, Q12-02,
Q13-02, Q14-02, Q15-02, Q16-02, Q17-02, Q18-02,
S02-02, S03-02, S04-02, S05-02, S06-02, S07-02,
S08-02, S09-02, S10-02, S11-02, S12-02, S13-02,
S14-02, S15-02, S16-02, S17-02, S18-02

RERA CARPET AREA - 63.16 Sq.Mts. (679 Sq.Ft.)

BALCONY AREA - 6.46 Sq.Mts. (69 Sq.Ft.)

UTILITY AREA - 2.39 Sq.Mts. (25 Sq.Ft.)

SALEABLE AREA - 105.66 Sq.Mts (1137 Sq.Ft.)



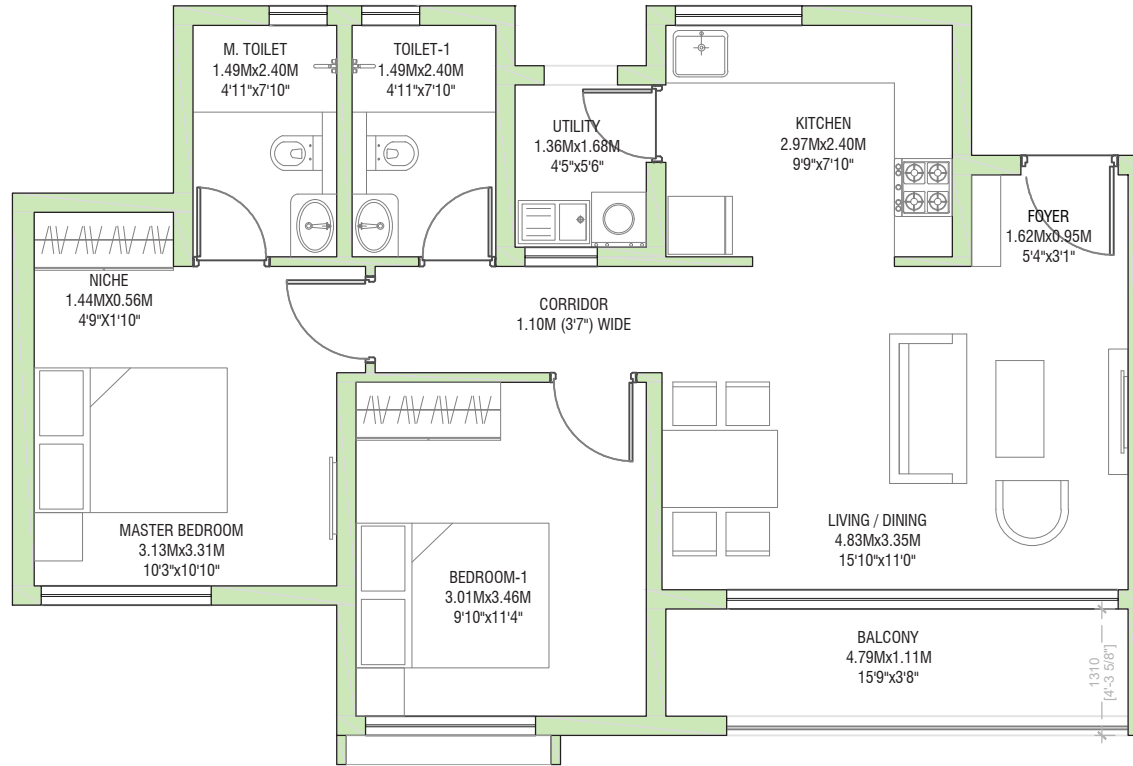
Note:

1. All dimensions mentioned are structure to structure dimensions and include ledges
2. Carpet area is calculated from the unfinished wall
3. Carpet area includes ledge walls
4. Balcony area includes the up-stands

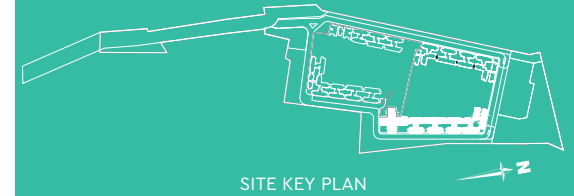
2BHK (TYPE 2A)
TOWER P

FLOOR
P1, P2

UNIT NUMBERS
PP1-06, PP2-06

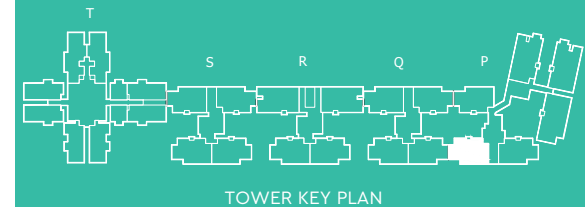
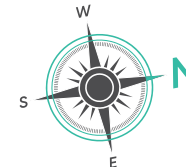


RERA CARPET AREA - 62.15 Sq.Mts. (668 Sq.Ft.)
BALCONY AREA - 6.14 Sq.Mts. (66 Sq.Ft.)
UTILITY AREA - 2.28 Sq.Mts. (24 Sq.Ft.)
SALEABLE AREA - 102.94 Sq.Mts (1108 Sq.Ft.)



Note:

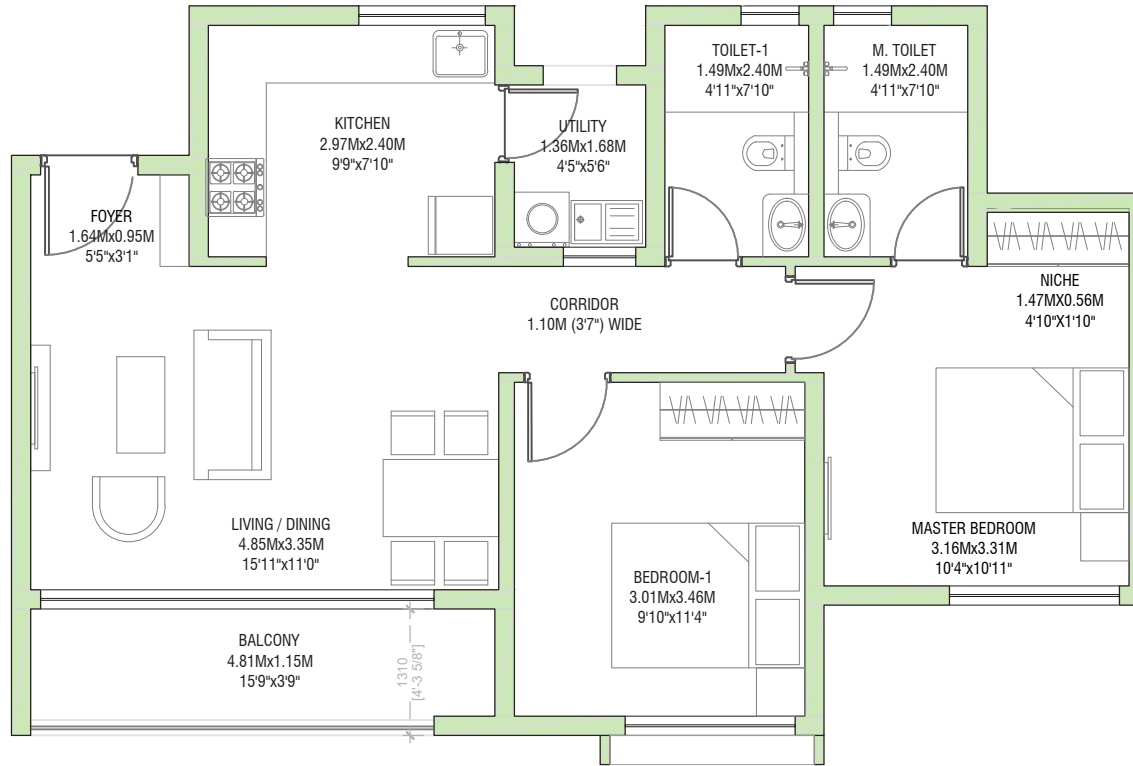
1. All dimensions mentioned are structure to structure dimensions and include ledges
2. Carpet area is calculated from the unfinished wall
3. Carpet area includes ledge walls
4. Balcony area includes the up-stands



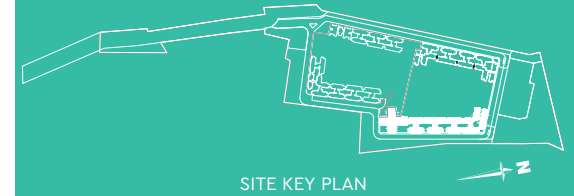
2BHK (TYPE 2B)
TOWER Q

FLOOR
P1, P2

UNIT NUMBERS
QP1-01, QP2-01

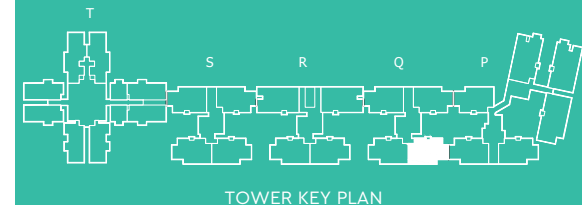
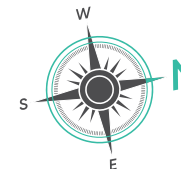


RERA CARPET AREA - 62.34 Sq.Mts. (671 Sq.Ft.)
BALCONY AREA - 6.17 Sq.Mts. (66 Sq.Ft.)
UTILITY AREA - 2.28 Sq.Mts. (24 Sq.Ft.)
SALEABLE AREA - 103.25 Sq.Mts. (1111 Sq.Ft.)



Note:

1. All dimensions mentioned are structure to structure dimensions and include ledges
2. Carpet area is calculated from the unfinished wall
3. Carpet area includes ledge walls
4. Balcony area includes the up-stands



2BHK (TYPE 2)
TOWER K, M

FLOOR

1, 2, 3, 4, 5, 6, 7, 8, 9, 10, 11, 12, 13, 14, 15, 16, 17, 18

UNIT NUMBERS

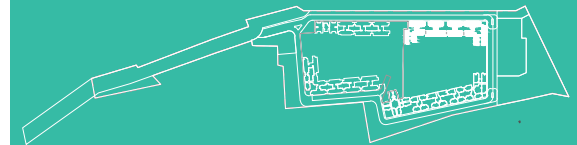
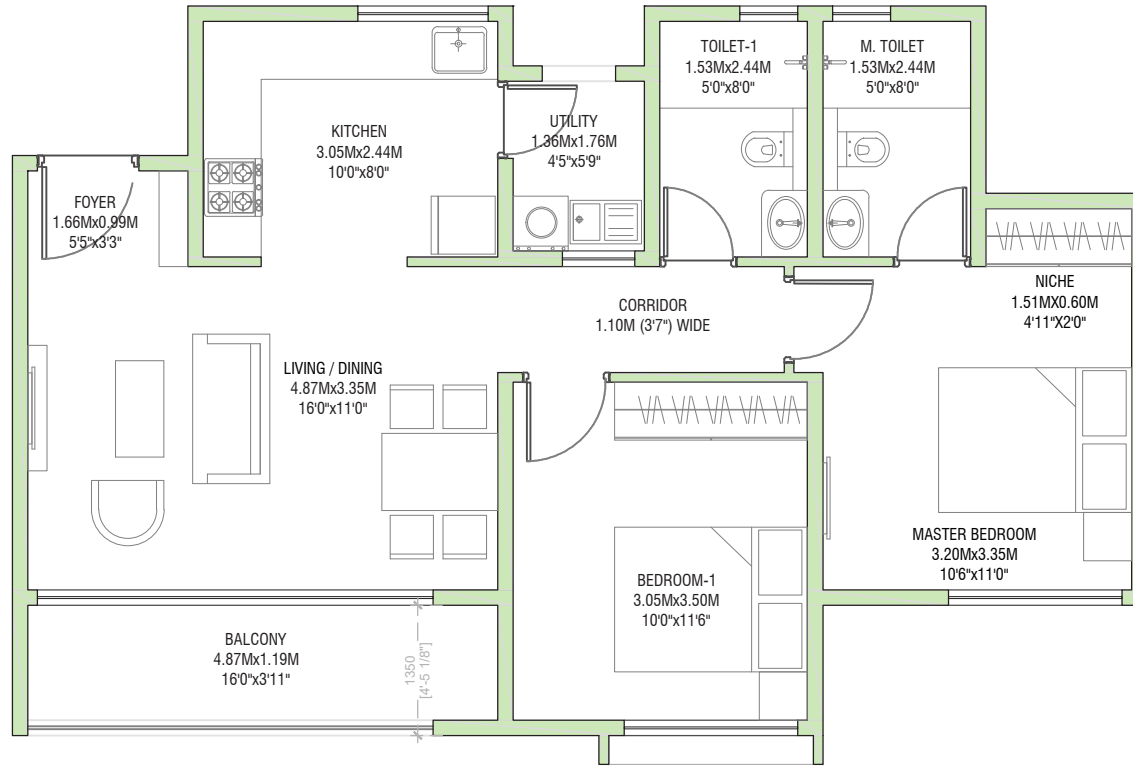
K01-02, K02-02, K03-02, K04-02, K05-02, K06-02,
K07-02, K08-02, K09-02, K10-02, K11-02, K12-02,
K13-02, K14-02, K15-02, K16-02, K17-02, K18-02,
M02-02, M03-02, M04-02, M05-02, M06-02,
M07-02, M08-02, M09-02, M10-02, M11-02,
M12-02, M13-02, M14-02, M15-02, M16-02, M17-02,
M18-02

RERA CARPET AREA - 63.16 Sq.Mts. (679 Sq.Ft.)

BALCONY AREA - 6.46 Sq.Mts. (69 Sq.Ft.)

UTILITY AREA - 2.39 Sq.Mts. (25 Sq.Ft.)

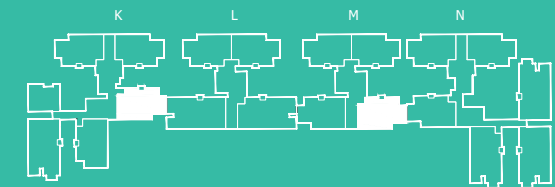
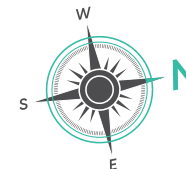
SALEABLE AREA - 105.66 Sq.Mts. (1137 Sq.Ft.)



SITE KEY PLAN

Note:

1. All dimensions mentioned are structure to structure dimensions and include ledges
2. Carpet area is calculated from the unfinished wall
3. Carpet area includes ledge walls
4. Balcony area includes the up-stands



TOWER KEY PLAN

1 SQ.M. = 10.7639 SQ.FT.

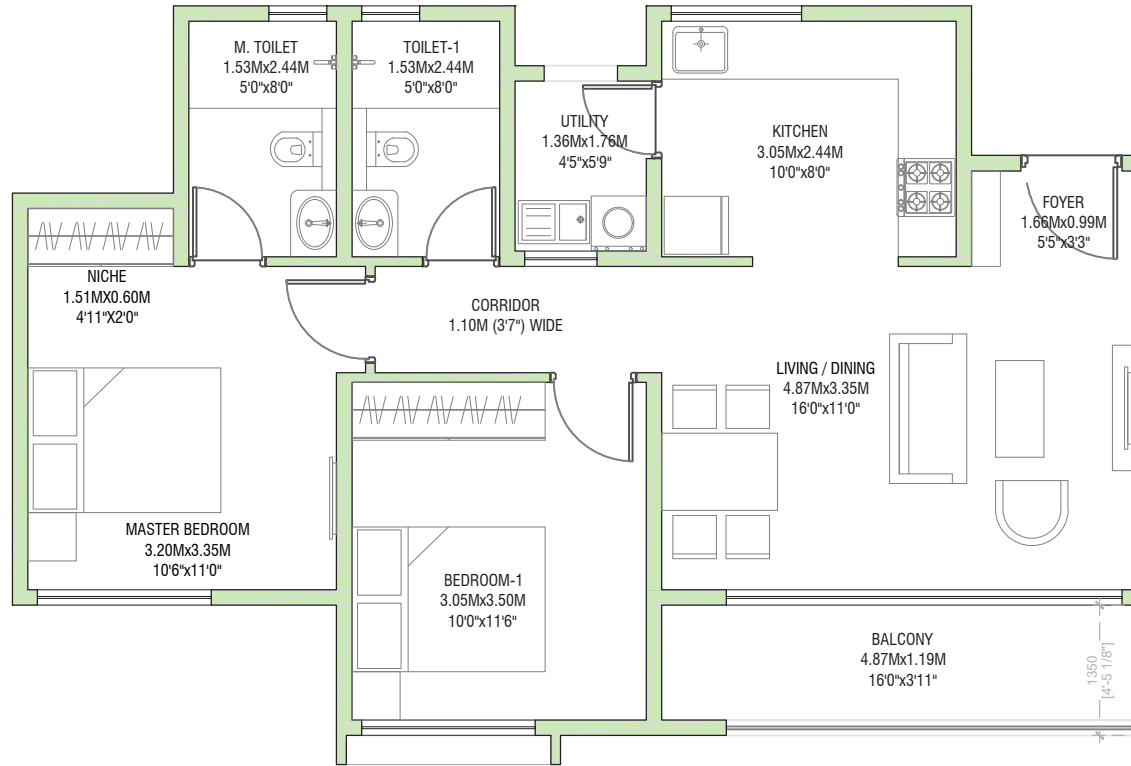
2BHK (TYPE 2) TOWER N

FLOOR

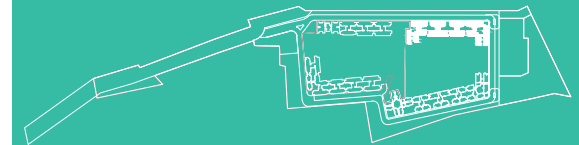
1, 2, 3, 4, 5, 6, 7, 8, 9, 10, 11, 12, 13, 14, 15, 16, 17

UNIT NUMBERS

N01-05, N02-05, N03-05, N04-05, N05-05,
N06-05, N07-05, N08-05, N09-05, N10-05, N11-05,
N12-05, N13-05, N14-05, N15-05, N16-05, N17-05



RERA CARPET AREA - 63.16 Sq.Mts. (679 Sq.Ft.)
BALCONY AREA - 6.46 Sq.Mts. (69 Sq.Ft.)
UTILITY AREA - 2.39 Sq.Mts. (25 Sq.Ft.)
SALEABLE AREA - 105.66 Sq.Mts (1137 Sq.Ft.)

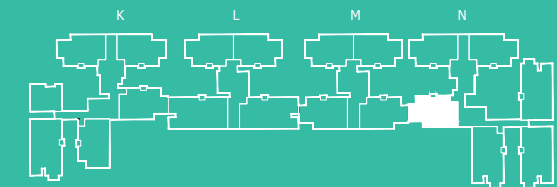
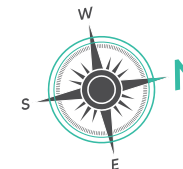


SITE KEY PLAN



Note:

1. All dimensions mentioned are structure to structure dimensions and include ledges
2. Carpet area is calculated from the unfinished wall
3. Carpet area includes ledge walls
4. Balcony area includes the up-stands



TOWER KEY PLAN

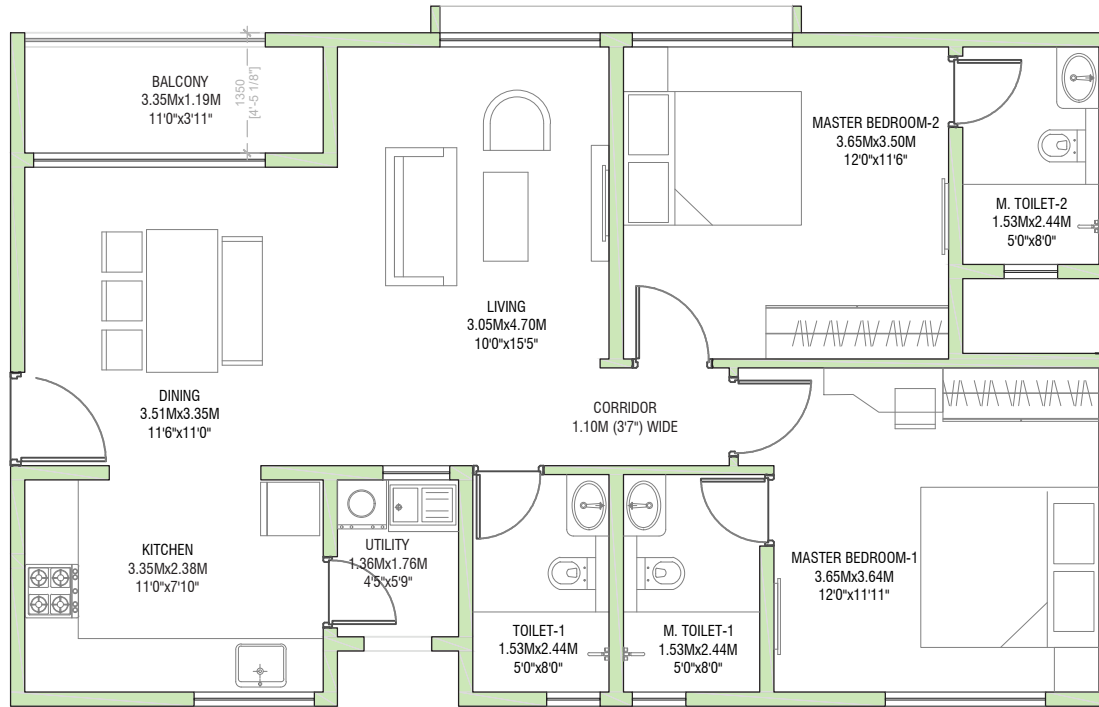
1 SQ.M. = 10.7639 SQ.FT.



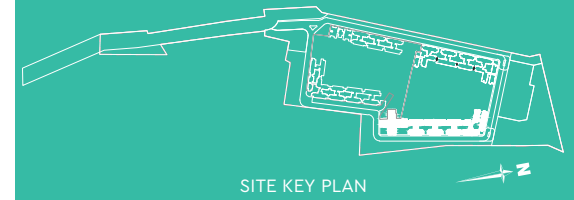
2BHK (TYPE 3)
TOWER R

FLOOR
1

UNIT NUMBERS
R01-02

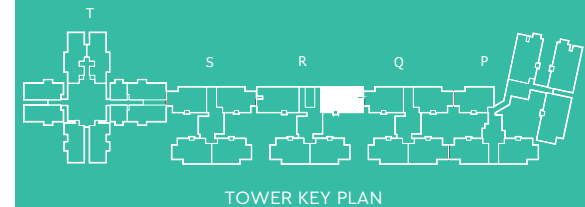
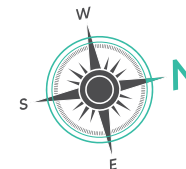


RERA CARPET AREA - 78.10 Sq.Mts. (840 Sq.Ft.)
BALCONY AREA - 4.41 Sq.Mts. (47 Sq.Ft.)
UTILITY AREA - 2.39 Sq.Mts. (25 Sq.Ft.)
SALEABLE AREA - 124.77 Sq.Mts (1343 Sq.Ft.)



Note:

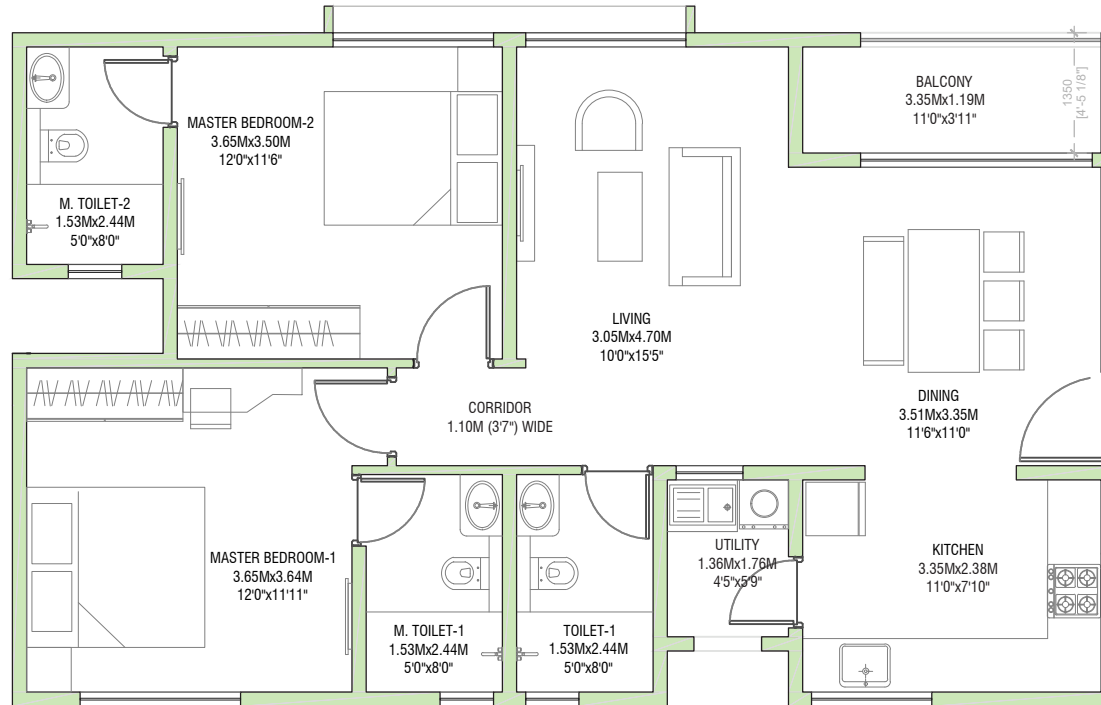
1. All dimensions mentioned are structure to structure dimensions and include ledges
2. Carpet area is calculated from the unfinished wall
3. Carpet area includes ledge walls
4. Balcony area includes the up-stands



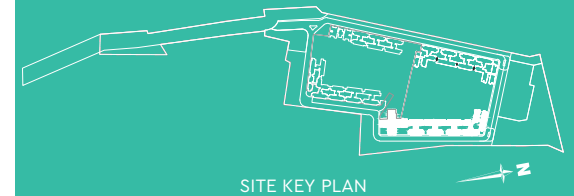
2BHK (TYPE 3)
TOWER R

FLOOR
1

UNIT NUMBERS
R01-03

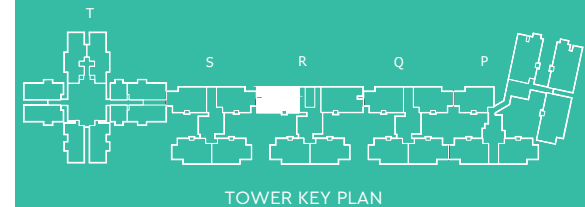
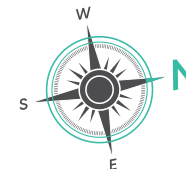


RERA CARPET AREA - 78.10 Sq.Mts. (840 Sq.Ft.)
BALCONY AREA - 4.41 Sq.Mts. (47 Sq.Ft.)
UTILITY AREA - 2.39 Sq.Mts. (25 Sq.Ft.)
SALEABLE AREA - 124.77 Sq.Mts (1343 Sq.Ft.)



Note:

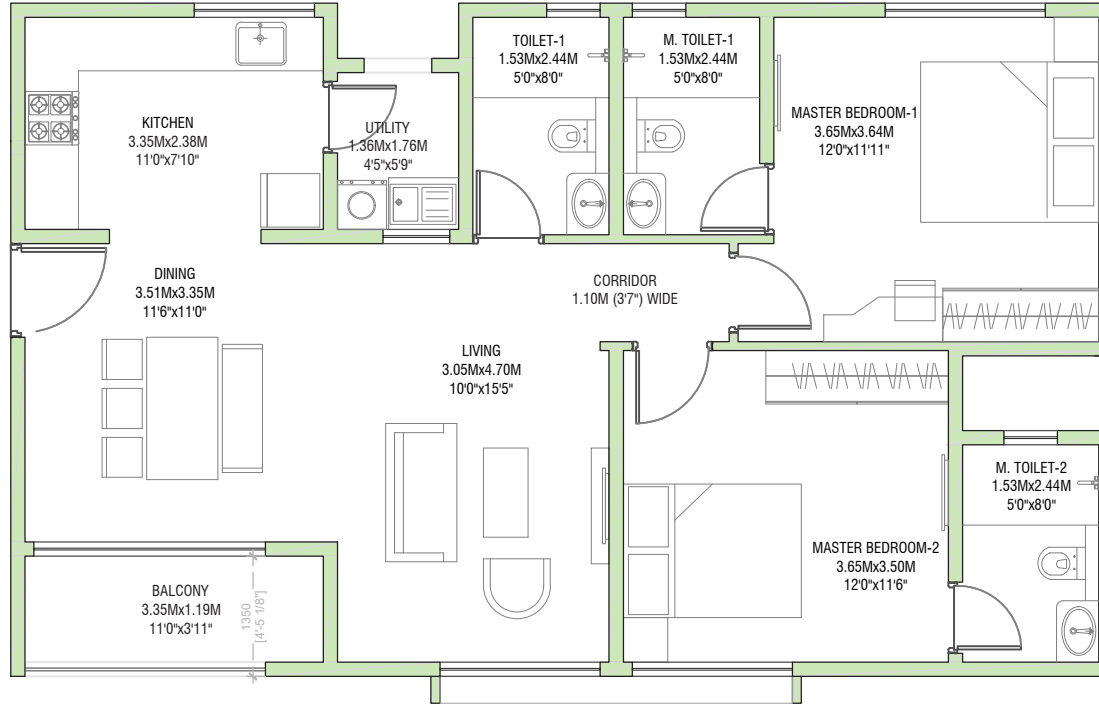
1. All dimensions mentioned are structure to structure dimensions and include ledges
2. Carpet area is calculated from the unfinished wall
3. Carpet area includes ledge walls
4. Balcony area includes the up-stands



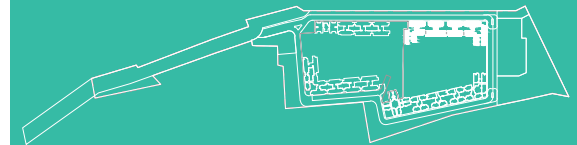
2BHK (TYPE 3)
TOWER L

FLOOR
1

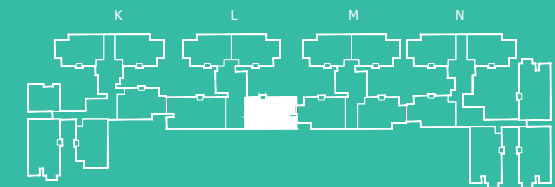
UNIT NUMBERS
L01-02



RERA CARPET AREA - 78.10 Sq.Mts. (840 Sq.Ft.)
BALCONY AREA - 4.41 Sq.Mts. (47 Sq.Ft.)
UTILITY AREA - 2.39 Sq.Mts. (25 Sq.Ft.)
SALEABLE AREA - 124.77 Sq.Mts (1343 Sq.Ft.)



SITE KEY PLAN

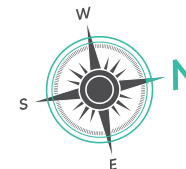


TOWER KEY PLAN



Note:

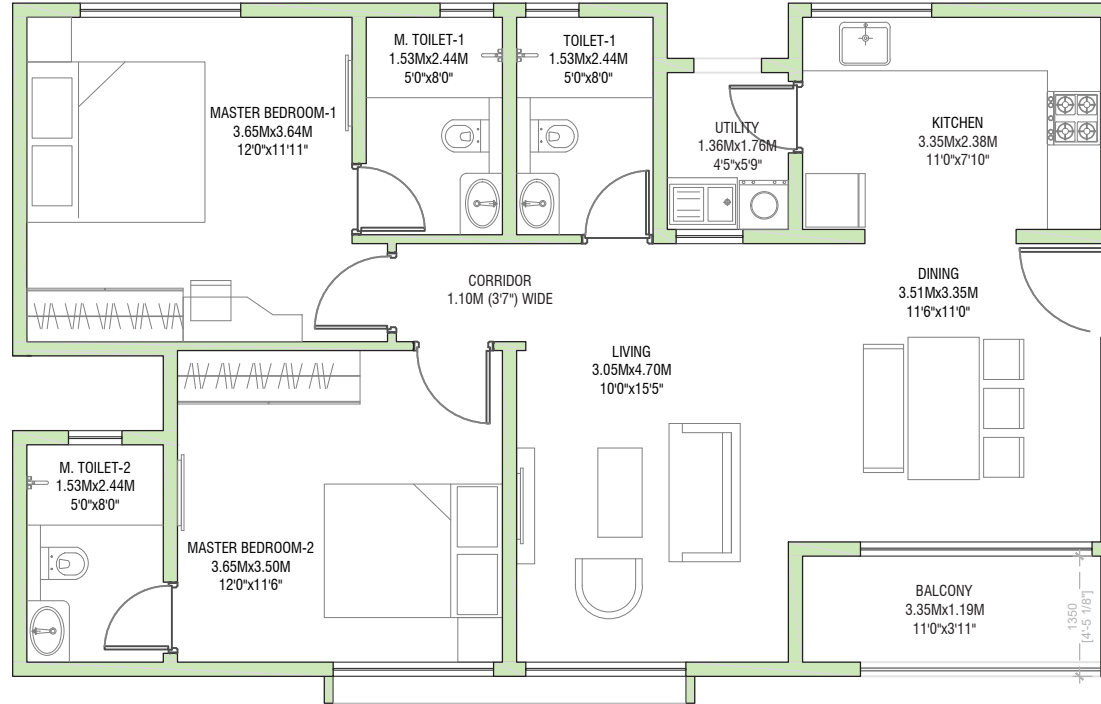
1. All dimensions mentioned are structure to structure dimensions and include ledges
2. Carpet area is calculated from the unfinished wall
3. Carpet area includes ledge walls
4. Balcony area includes the up-stands



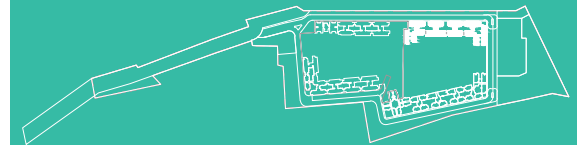
2BHK (TYPE 3)
TOWER L

FLOOR
1

UNIT NUMBERS
L01-03



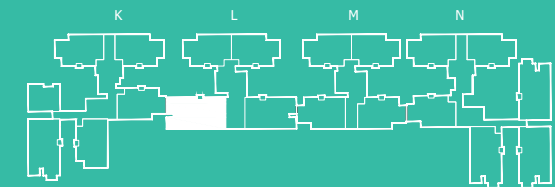
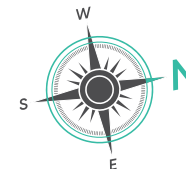
RERA CARPET AREA - 78.10 Sq.Mts. (840 Sq.Ft.)
BALCONY AREA - 4.41 Sq.Mts. (47 Sq.Ft.)
UTILITY AREA - 2.39 Sq.Mts. (25 Sq.Ft.)
SALEABLE AREA - 124.77 Sq.Mts (1343 Sq.Ft.)



SITE KEY PLAN

Note:

1. All dimensions mentioned are structure to structure dimensions and include ledges
2. Carpet area is calculated from the unfinished wall
3. Carpet area includes ledge walls
4. Balcony area includes the up-stands



TOWER KEY PLAN

1 SQ.M. = 10.7639 SQ.FT.

2BHK (TYPE 4) TOWER K

FLOOR

1, 2, 3, 4, 5, 6, 7, 8, 9, 10, 11, 12, 13, 14, 15, 16, 17, 18

UNIT NUMBERS

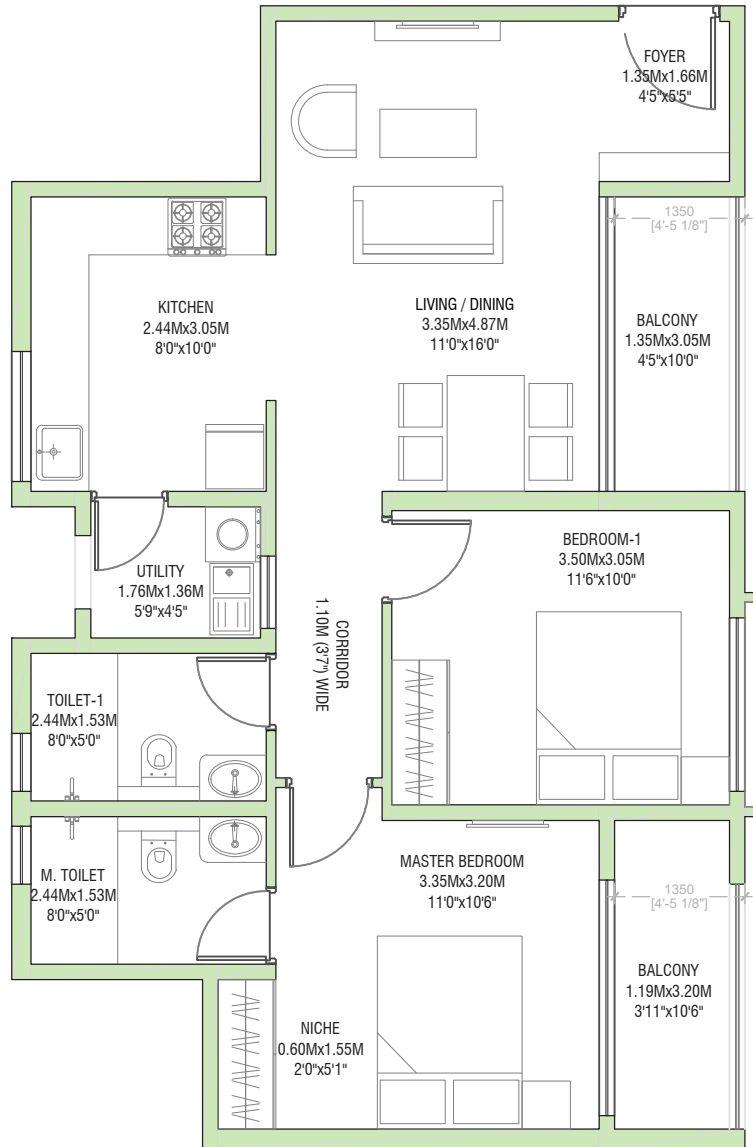
K01-03, K02-03, K03-03, K04-03, K05-03, K06-03,
K07-03, K08-03, K09-03, K10-03, K11-03, K12-03,
K13-03, K14-03, K15-03, K16-03, K17-03, K18-03

RERA CARPET AREA - 64.47 Sq.Mts. (693 Sq.Ft.)

BALCONY AREA - 8.43 Sq.Mts. (90 Sq.Ft.)

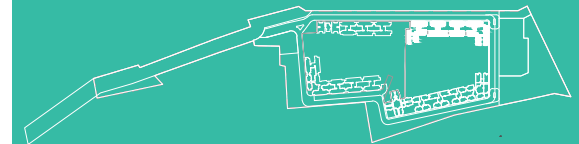
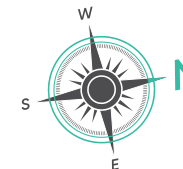
UTILITY AREA - 2.39 Sq.Mts. (25 Sq.Ft.)

SALEABLE AREA - 110.03 Sq.Mts (1184 Sq.Ft.)

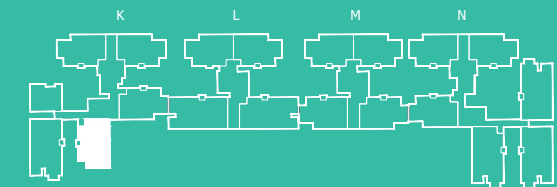


Note:

1. All dimensions mentioned are structure to structure dimensions and include ledges
2. Carpet area is calculated from the unfinished wall
3. Carpet area includes ledge walls
4. Balcony area includes the up-stands



SITE KEY PLAN



TOWER KEY PLAN

2BHK (TYPE 5) TOWER Q, S

FLOOR

2, 3, 4, 5, 6, 7, 8, 9, 10, 11, 12, 13, 14, 15, 16, 17, 18

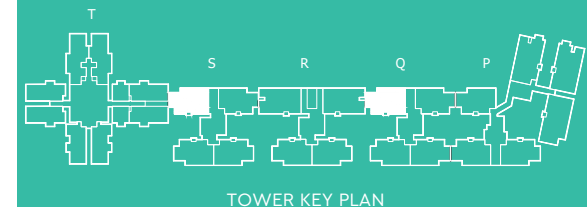
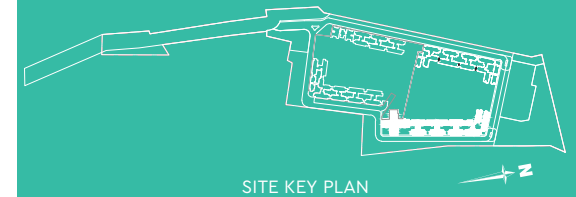
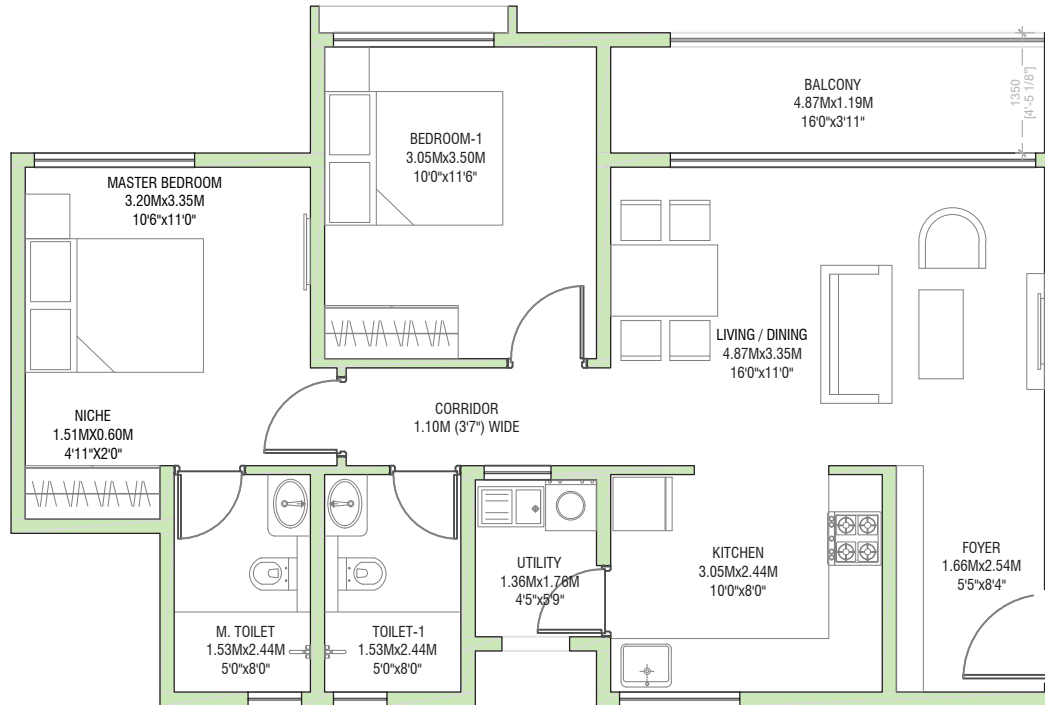
Q02-03, Q03-03, Q04-03, Q05-03, Q06-03,
Q07-03, Q08-03, Q09-03, Q10-03, Q11-03, Q12-03,
Q13-03, Q14-03, Q15-03, Q16-03, Q17-03, Q18-03,
S02-03, S03-03, S04-03, S05-03, S06-03, S07-03,
S08-03, S09-03, S10-03, S11-03, S12-03, S13-03,
S14-03, S15-03, S16-03, S17-03, S18-03

RERA CARPET AREA - 65.98 Sq.Mts. (710 Sq.Ft.)

BALCONY AREA - 6.46 Sq.Mts. (69 Sq.Ft.)

UTILITY AREA - 2.39 Sq.Mts. (25 Sq.Ft.)

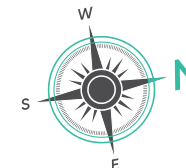
SALEABLE AREA - 109.60 Sq.Mts (1179 Sq.Ft.)



1 SQ.M. = 10.7639 SQ.FT.

Note:

1. All dimensions mentioned are structure to structure dimensions and include ledges
2. Carpet area is calculated from the unfinished wall
3. Carpet area includes ledge walls
4. Balcony area includes the up-stands



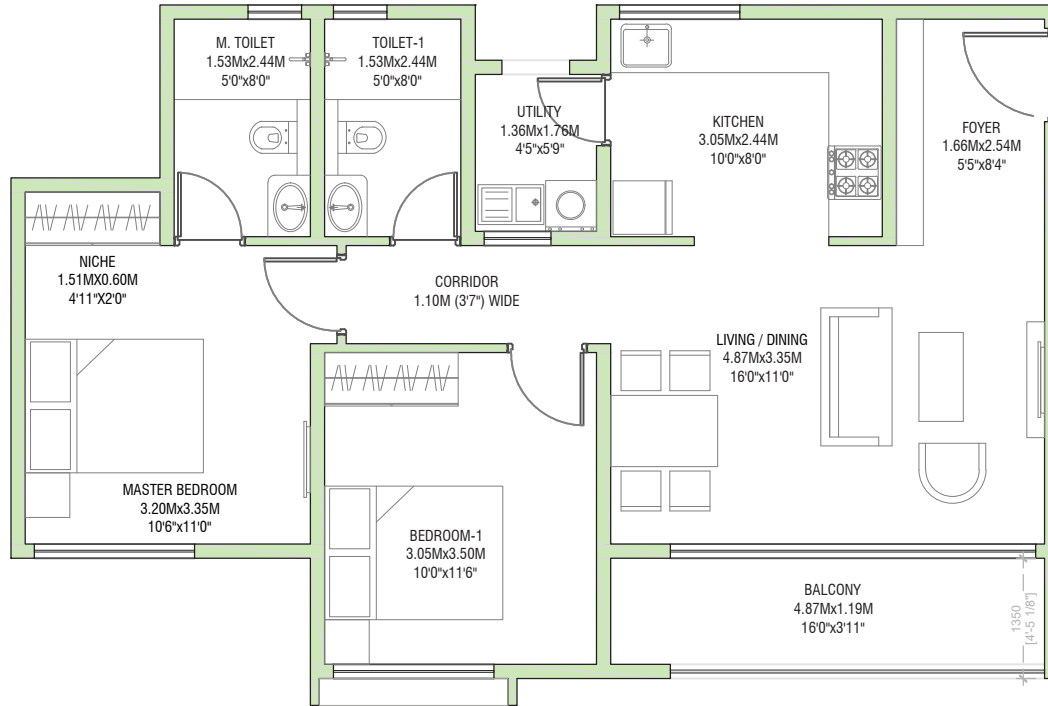
2BHK (TYPE 5) TOWER M

FLOOR

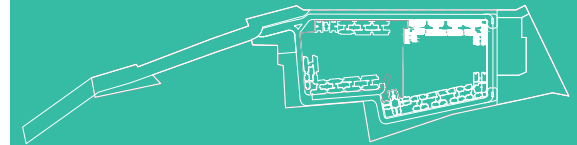
2, 3, 4, 5, 6, 7, 8, 9, 10, 11, 12, 13, 14, 15, 16, 17, 18

UNIT NUMBERS

M02-03, M03-03, M04-03, M05-03, M06-03,
M07-03, M08-03, M09-03, M10-03, M11-03, M12-03,
M13-03, M14-03, M15-03, M16-03, M17-03, M18-03



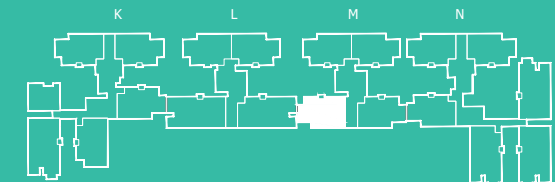
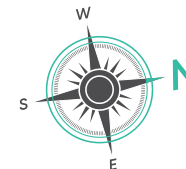
RERA CARPET AREA - 65.98 Sq.Mts. (710 Sq.Ft.)
BALCONY AREA - 6.46 Sq.Mts. (69 Sq.Ft.)
UTILITY AREA - 2.39 Sq.Mts. (25 Sq.Ft.)
SALEABLE AREA - 109.60 Sq.Mts (1179 Sq.Ft.)



SITE KEY PLAN

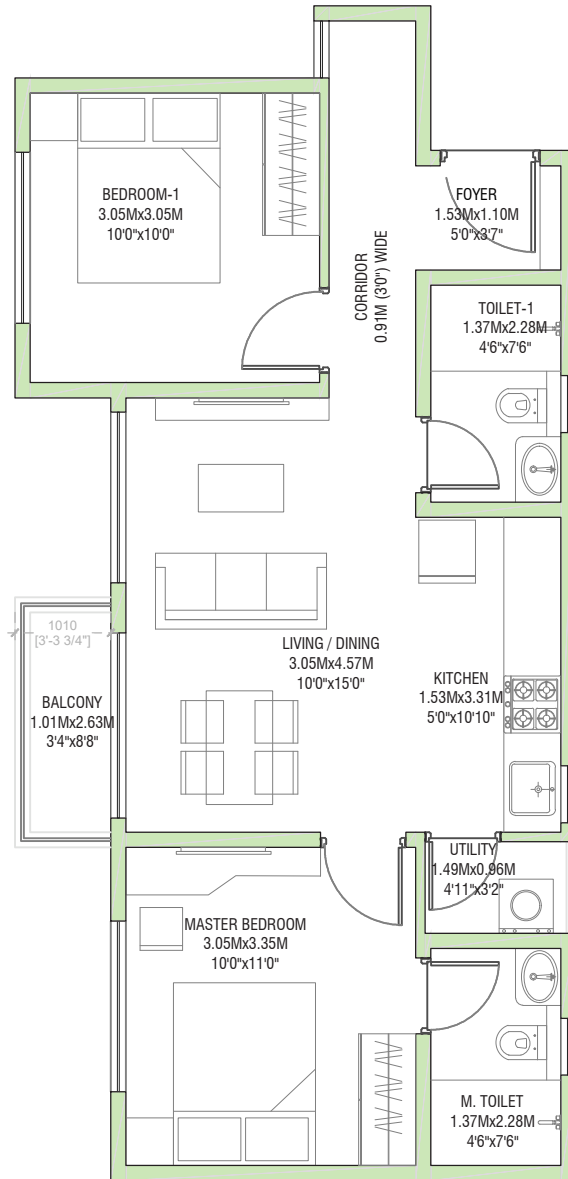
Note:

1. All dimensions mentioned are structure to structure dimensions and include ledges
2. Carpet area is calculated from the unfinished wall
3. Carpet area includes ledge walls
4. Balcony area includes the up-stands



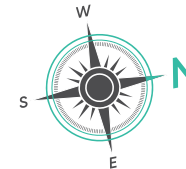
TOWER KEY PLAN

1 SQ.M. = 10.7639 SQ.FT.



Note:

1. All dimensions mentioned are structure to structure dimensions and include ledges
2. Carpet area is calculated from the unfinished wall
3. Carpet area includes ledge walls
4. Balcony area includes the up-stands



2BHK (TYPE 6)
TOWER T

FLOOR

1, 2, 3, 4, 5, 6, 7, 8, 9, 10, 11, 12, 13, 14, 15, 16, 17, 18

UNIT NUMBERS

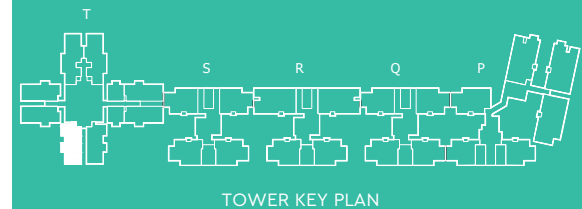
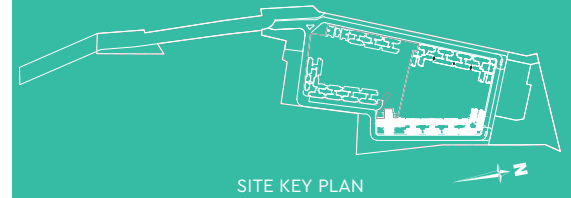
T01-09, T02-09, T03-09, T04-09, T05-09, T06-09,
T07-09, T08-09, T09-09, T10-09, T11-09, T12-09,
T13-09, T14-09, T15-09, T16-09, T17-09, T18-09

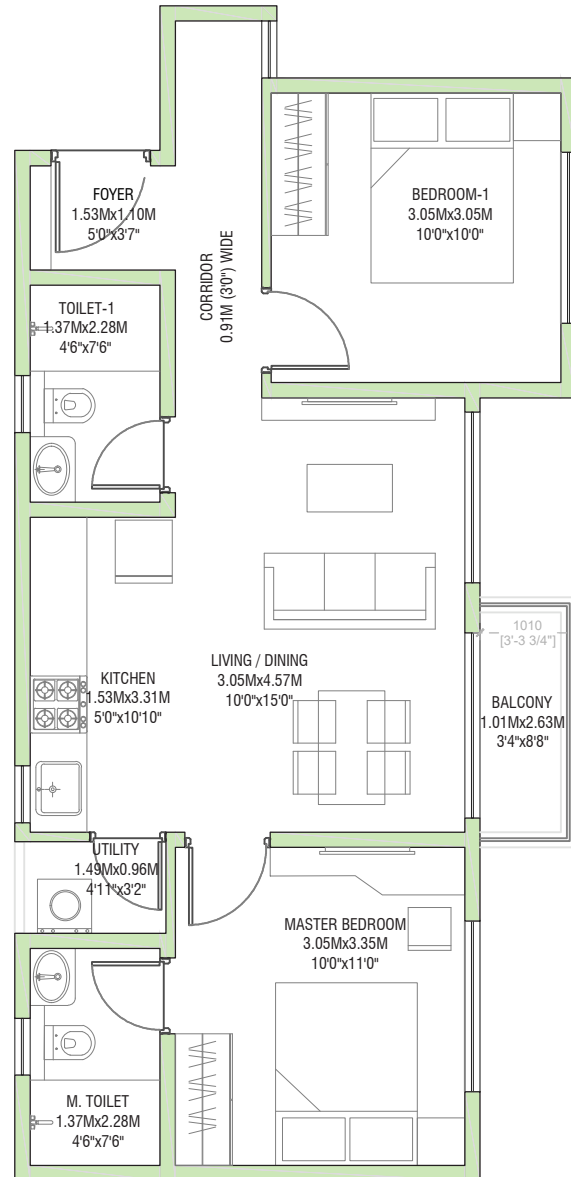
RERA CARPET AREA - 53.54 Sq.Mts. (576 Sq.Ft.)

BALCONY AREA - 2.66 Sq.Mts. (28 Sq.Ft.)

UTILITY AREA - 1.43 Sq.Mts. (15 Sq.Ft.)

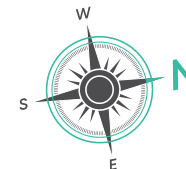
SALEABLE AREA - 84.53 Sq.Mts (909 Sq.Ft.)





Note:

1. All dimensions mentioned are structure to structure dimensions and include ledges
2. Carpet area is calculated from the unfinished wall
3. Carpet area includes ledge walls
4. Balcony area includes the up-stands



GODREJ SPLENDOUR PHASE-2
WHITEFIELD, BANGALORE

2BHK (TYPE 6)
TOWER T

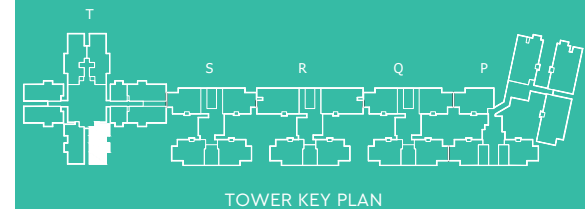
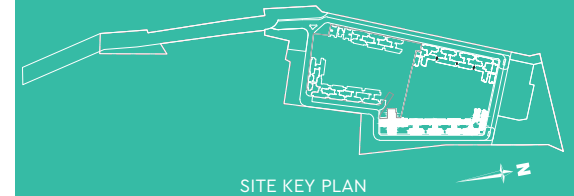
FLOOR

1, 2, 3, 4, 5, 6, 7, 8, 9, 10, 11, 12, 13, 14, 15, 16, 17, 18

UNIT NUMBERS

T01-10, T02-10, T03-10, T04-10, T05-10, T06-10,
T07-10, T08-10, T09-10, T10-10, T11-10, T12-10,
T13-10, T14-10, T15-10, T16-10, T17-10, T18-10

RERA CARPET AREA - 53.54 Sq.Mts. (576 Sq.Ft.)
BALCONY AREA - 2.66 Sq.Mts. (28 Sq.Ft.)
UTILITY AREA - 1.43 Sq.Mts. (15 Sq.Ft.)
SALEABLE AREA - 84.53 Sq.Mts (909 Sq.Ft.)



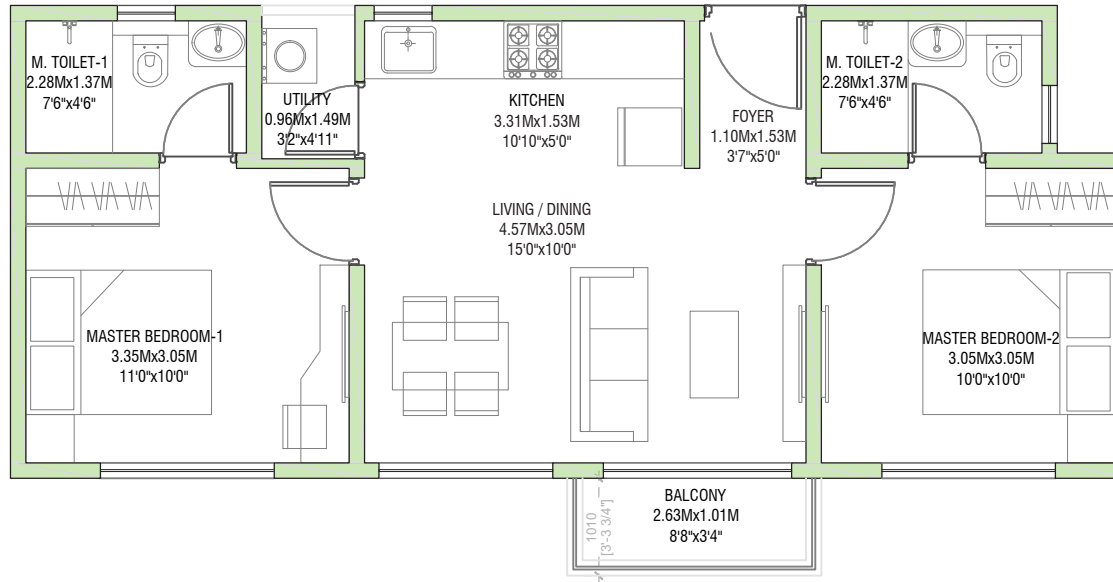
2BHK (TYPE 7) TOWER T

FLOOR

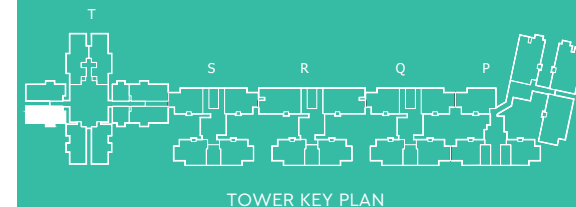
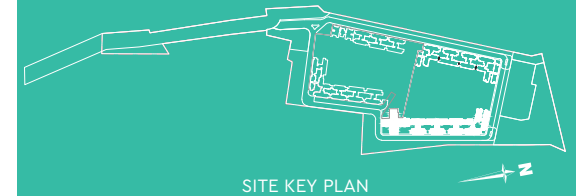
1, 2, 3, 4, 5, 6, 7, 8, 9, 10, 11, 12, 13, 14, 15, 16, 17, 18

UNIT NUMBERS

T01-08, T02-08, T03-08, T04-08, T05-08, T06-08,
T07-08, T08-08, T09-08, T10-08, T11-08, T12-08,
T13-08, T14-08, T15-08, T16-08, T17-08, T18-08

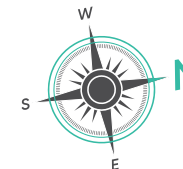


RERA CARPET AREA - 49.77 Sq.Mts. (535 Sq.Ft.)
BALCONY AREA - 2.66 Sq.Mts. (28 Sq.Ft.)
UTILITY AREA - 1.43 Sq.Mts. (15 Sq.Ft.)
SALEABLE AREA - 79.08 Sq.Mts (851 Sq.Ft.)



Note:

1. All dimensions mentioned are structure to structure dimensions and include ledges
2. Carpet area is calculated from the unfinished wall
3. Carpet area includes ledge walls
4. Balcony area includes the up-stands



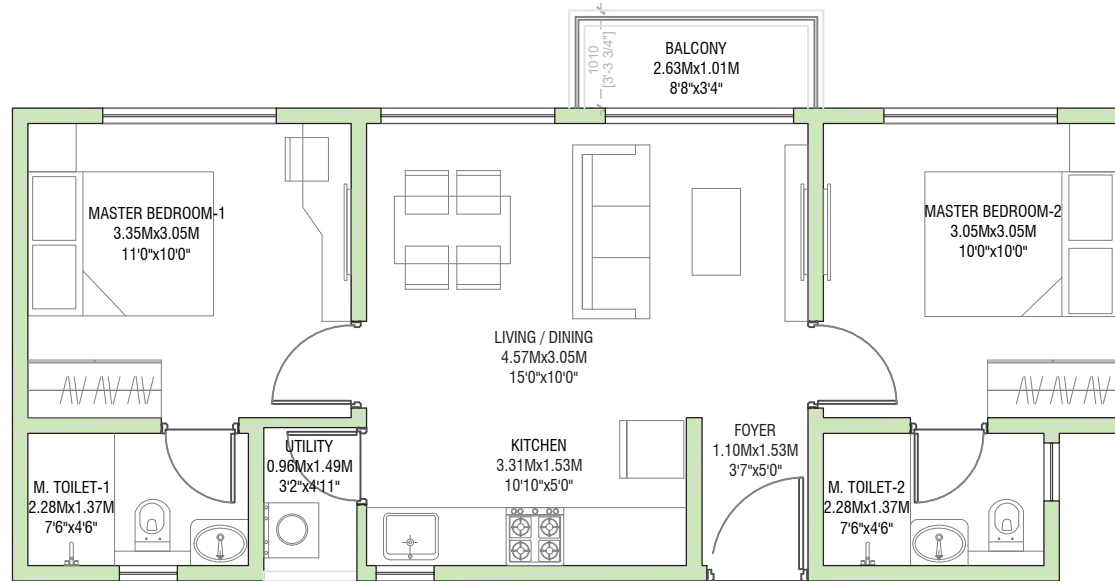
2BHK (TYPE 7) TOWER T

FLOOR

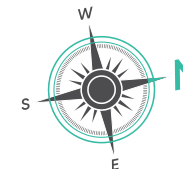
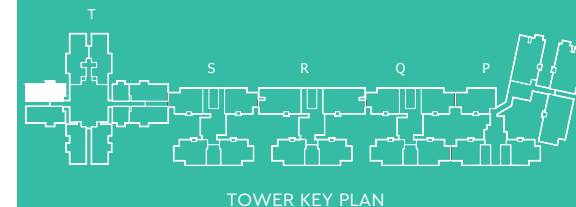
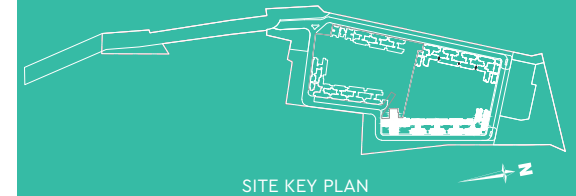
1, 2, 3, 4, 5, 6, 7, 8, 9, 10, 11, 12, 13, 14, 15, 16, 17, 18

UNIT NUMBERS

T01-07, T02-07, T03-07, T04-07, T05-07, T06-07,
T07-07, T08-07, T09-07, T10-07, T11-07, T12-07,
T13-07, T14-07, T15-07, T16-07, T17-07, T18-07



RERA CARPET AREA - 49.77 Sq.Mts. (535 Sq.Ft.)
BALCONY AREA - 2.66 Sq.Mts. (28 Sq.Ft.)
UTILITY AREA - 1.43 Sq.Mts. (15 Sq.Ft.)
SALEABLE AREA - 79.08 Sq.Mts (851 Sq.Ft.)



Note:

1. All dimensions mentioned are structure to structure dimensions and include ledges
2. Carpet area is calculated from the unfinished wall
3. Carpet area includes ledge walls
4. Balcony area includes the up-stands

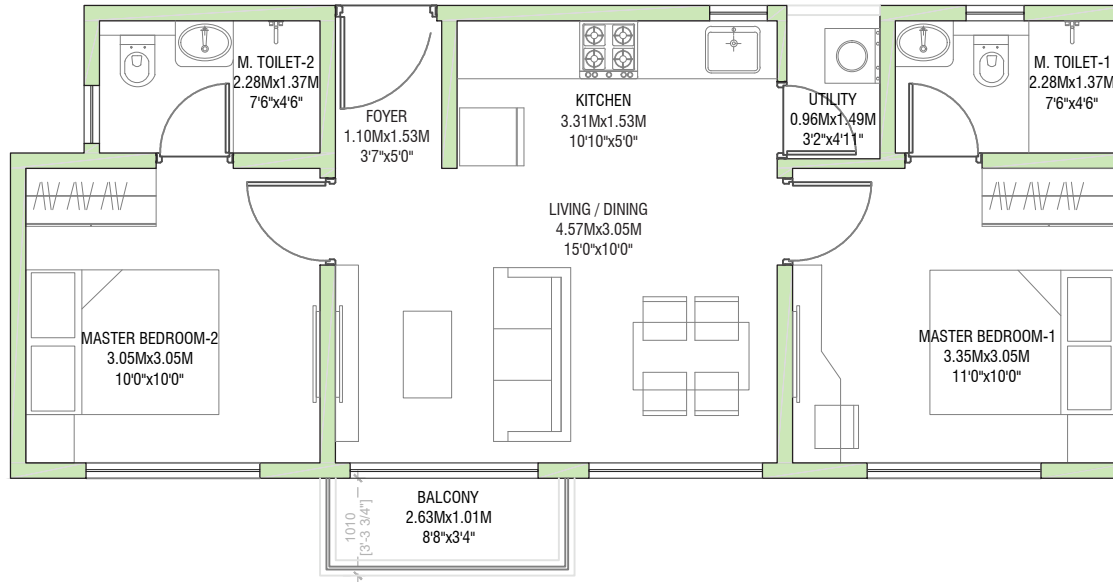
2BHK (TYPE 7) TOWER T

FLOOR

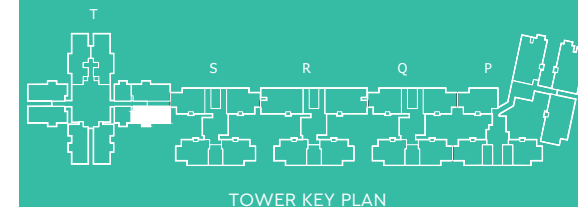
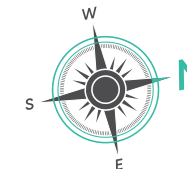
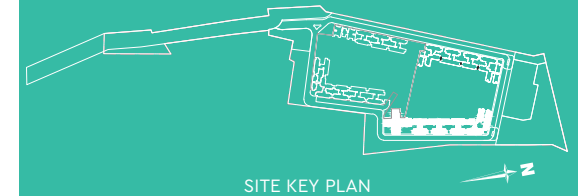
1, 2, 3, 4, 5, 6, 7, 8, 9, 10, 11, 12, 13, 14, 15, 16, 18

UNIT NUMBERS

T01-02, T02-02, T03-02, T04-02, T05-02, T06-02,
T07-02, T08-02, T09-02, T10-02, T11-02, T12-02,
T13-02, T14-02, T15-02, T16-02, T18-02



RERA CARPET AREA - 49.77 Sq.Mts. (535 Sq.Ft.)
BALCONY AREA - 2.66 Sq.Mts. (28 Sq.Ft.)
UTILITY AREA - 1.43 Sq.Mts. (15 Sq.Ft.)
SALEABLE AREA - 79.08 Sq.Mts (851 Sq.Ft.)



1 SQ.M. = 10.7639 SQ.FT.

Note:

1. All dimensions mentioned are structure to structure dimensions and include ledges
2. Carpet area is calculated from the unfinished wall
3. Carpet area includes ledge walls
4. Balcony area includes the up-stands

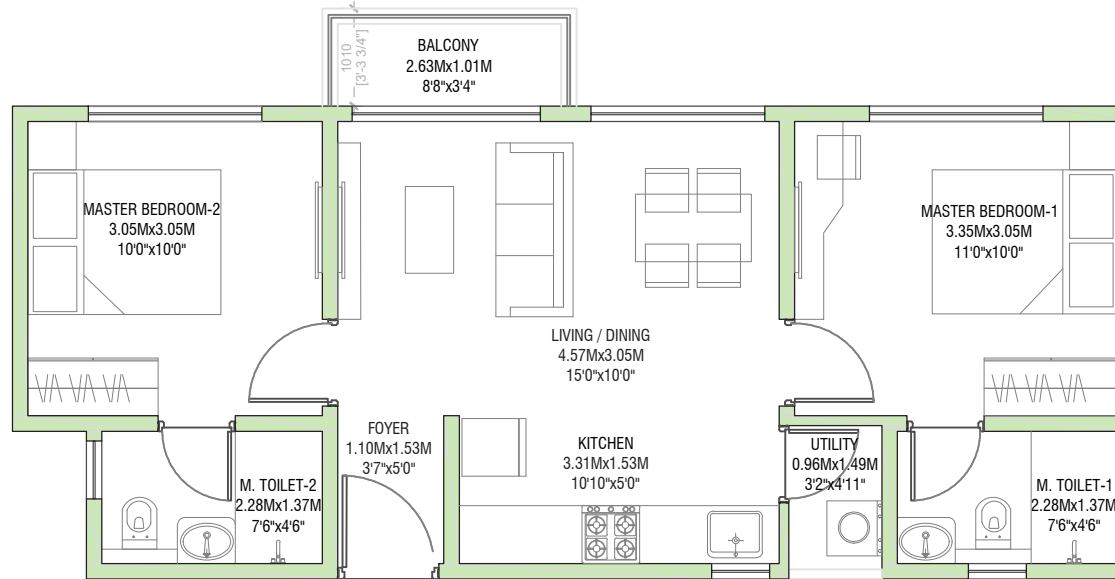
2BHK (TYPE 7) TOWER T

FLOOR

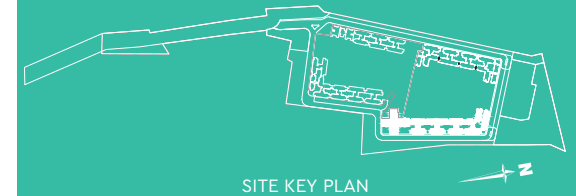
1, 2, 3, 4, 5, 6, 7, 8, 9, 10, 11, 12, 13, 14, 15, 16, 17, 18

UNIT NUMBERS

T01-03, T02-03, T03-03, T04-03, T05-03, T06-03,
T07-03, T08-03, T09-03, T10-03, T11-03, T12-03,
T13-03, T14-03, T15-03, T16-03, T17-03, T18-03

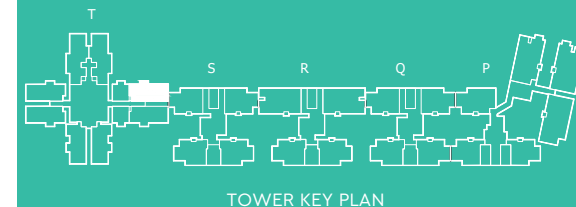
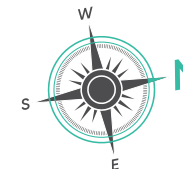


RERA CARPET AREA - 49.77 Sq.Mts. (535 Sq.Ft.)
BALCONY AREA - 2.66 Sq.Mts. (28 Sq.Ft.)
UTILITY AREA - 1.43 Sq.Mts. (15 Sq.Ft.)
SALEABLE AREA - 79.08 Sq.Mts (851 Sq.Ft.)



Note:

1. All dimensions mentioned are structure to structure dimensions and include ledges
2. Carpet area is calculated from the unfinished wall
3. Carpet area includes ledge walls
4. Balcony area includes the up-stands



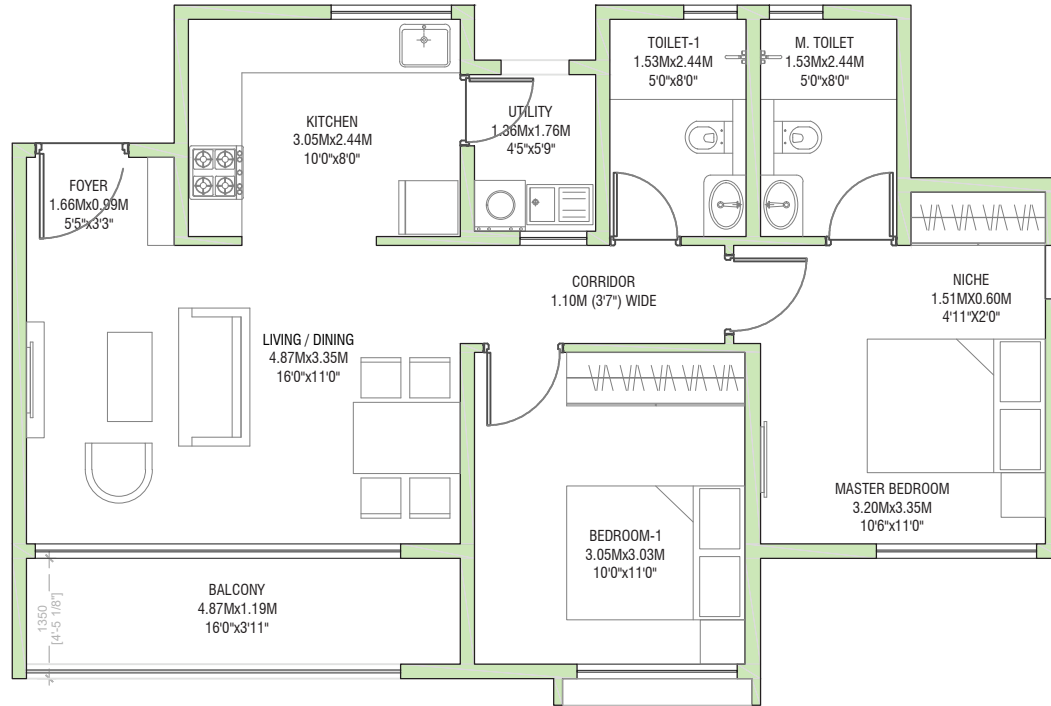
2BHK (TYPE 8) TOWER P

FLOOR

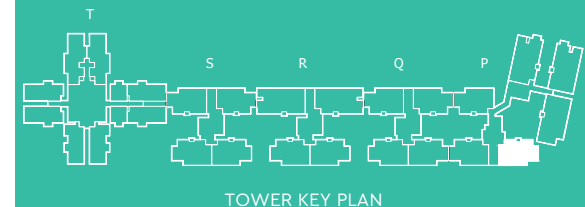
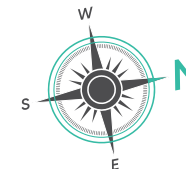
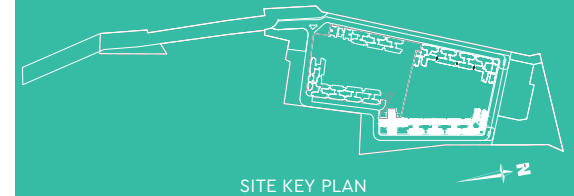
1, 2, 3, 4, 5, 6, 7, 8, 9, 10, 11, 12, 13, 14, 15, 16

UNIT NUMBERS

P01-01, P02-01, P03-01, P04-01, P05-01, P06-01,
P07-01, P08-01, P09-01, P10-01, P11-01, P12-01,
P13-01, P14-01, P15-01, P16-01



RERA CARPET AREA - 63.14 Sq.Mts. (679 Sq.Ft.)
BALCONY AREA - 6.46 Sq.Mts. (69 Sq.Ft.)
UTILITY AREA - 2.39 Sq.Mts. (25 Sq.Ft.)
SALEABLE AREA - 105.58 Sq.Mts (1136 Sq.Ft.)



1 SQ.M. = 10.7639 SQ.FT.

Note:

1. All dimensions mentioned are structure to structure dimensions and include ledges
2. Carpet area is calculated from the unfinished wall
3. Carpet area includes ledge walls
4. Balcony area includes the up-stands

2BHK (TYPE 8) TOWER K, N

FLOOR

1, 2, 3, 4, 5, 6, 7, 8, 9, 10, 11, 12, 13, 14, 15, 16, 18

UNIT NUMBERS

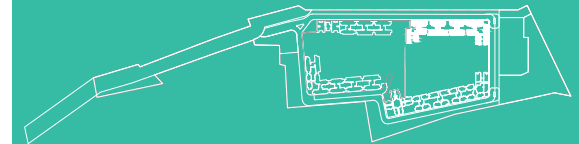
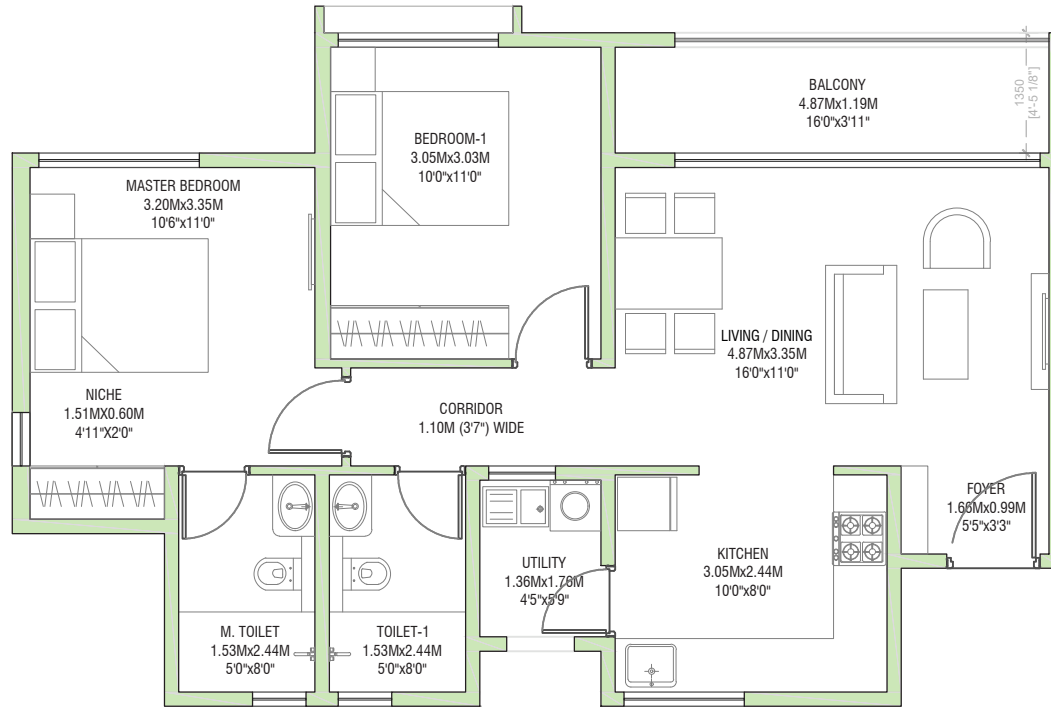
K01-06, K02-06, K03-06, K04-06, K05-06, K06-06,
K07-06, K08-06, K09-06, K10-06, K11-06, K12-06,
K13-06, K14-06, K15-06, K16-06, K18-06, N01-06,
N02-06, N03-06, N04-06, N05-06, N06-06,
N07-06, N08-06, N09-06, N10-06, N11-06, N12-06,
N13-06, N14-06, N15-06, N16-06

RERA CARPET AREA - 63.14 Sq.Mts. (679 Sq.Ft.)

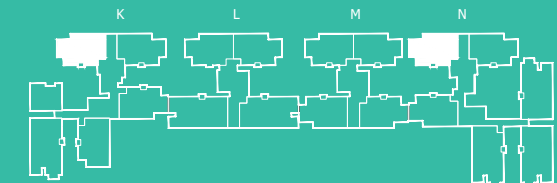
BALCONY AREA - 6.46 Sq.Mts. (69 Sq.Ft.)

UTILITY AREA - 2.39 Sq.Mts. (25 Sq.Ft.)

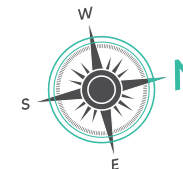
SALEABLE AREA - 105.58 Sq.Mts (1136 Sq.Ft.)



SITE KEY PLAN



TOWER KEY PLAN



Note:

1. All dimensions mentioned are structure to structure dimensions and include ledges
2. Carpet area is calculated from the unfinished wall
3. Carpet area includes ledge walls
4. Balcony area includes the up-stands

2BHK (TYPE 8) TOWER K, N

FLOOR

1, 2, 3, 4, 5, 6, 7, 8, 9, 10, 11, 12, 13, 14, 15, 16, 18

UNIT NUMBERS

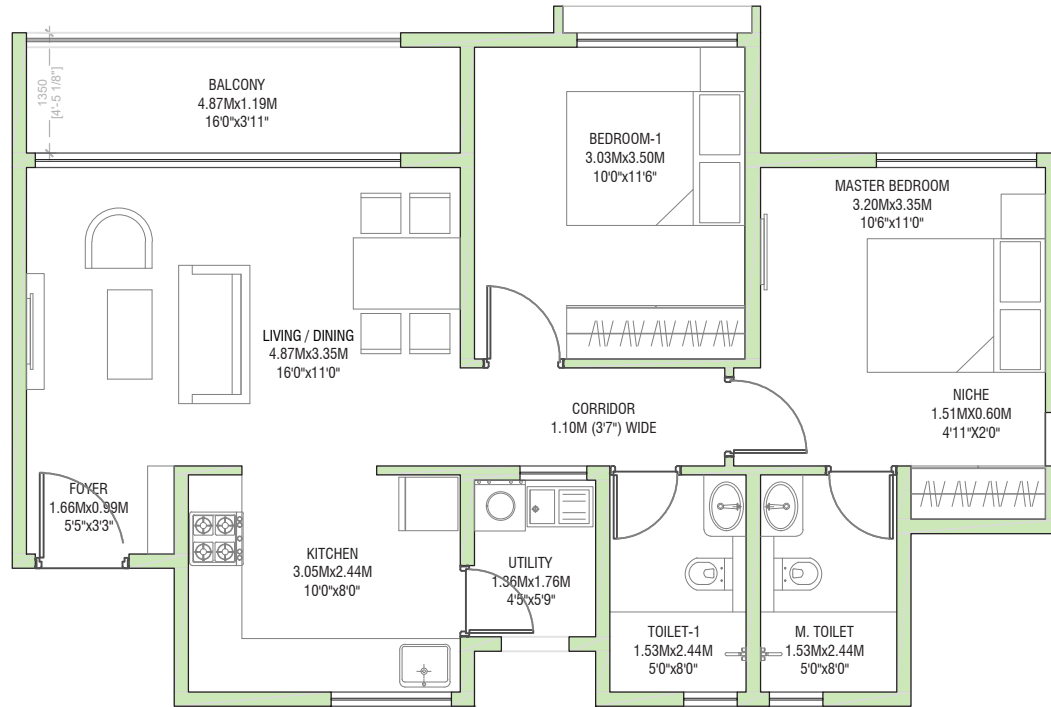
K01-01, K02-01, K03-01, K04-01, K05-01, K06-01,
K07-01, K08-01, K09-01, K10-01, K11-01, K12-01,
K13-01, K14-01, K15-01, K16-01, K18-01, N01-01,
N02-01, N03-01, N04-01, N05-01, N06-01, N07-01,
N08-01, N09-01, N10-01, N11-01, N12-01, N13-01,
N14-01, N15-01, N16-01

RERA CARPET AREA - 63.14 Sq.Mts. (679 Sq.Ft.)

BALCONY AREA - 6.46 Sq.Mts. (69 Sq.Ft.)

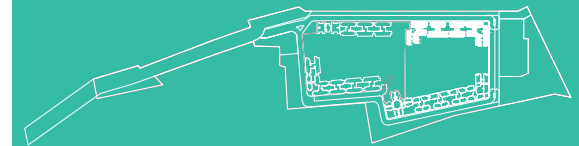
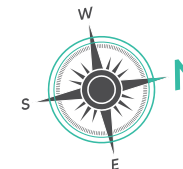
UTILITY AREA - 2.39 Sq.Mts. (25 Sq.Ft.)

SALEABLE AREA - 105.58 Sq.Mts (1136 Sq.Ft.)

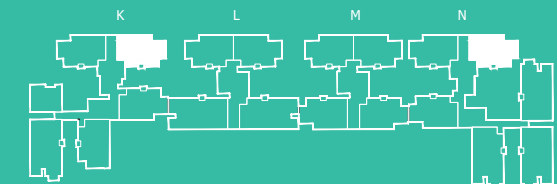


Note:

1. All dimensions mentioned are structure to structure dimensions and include ledges
2. Carpet area is calculated from the unfinished wall
3. Carpet area includes ledge walls
4. Balcony area includes the up-stands



SITE KEY PLAN



TOWER KEY PLAN

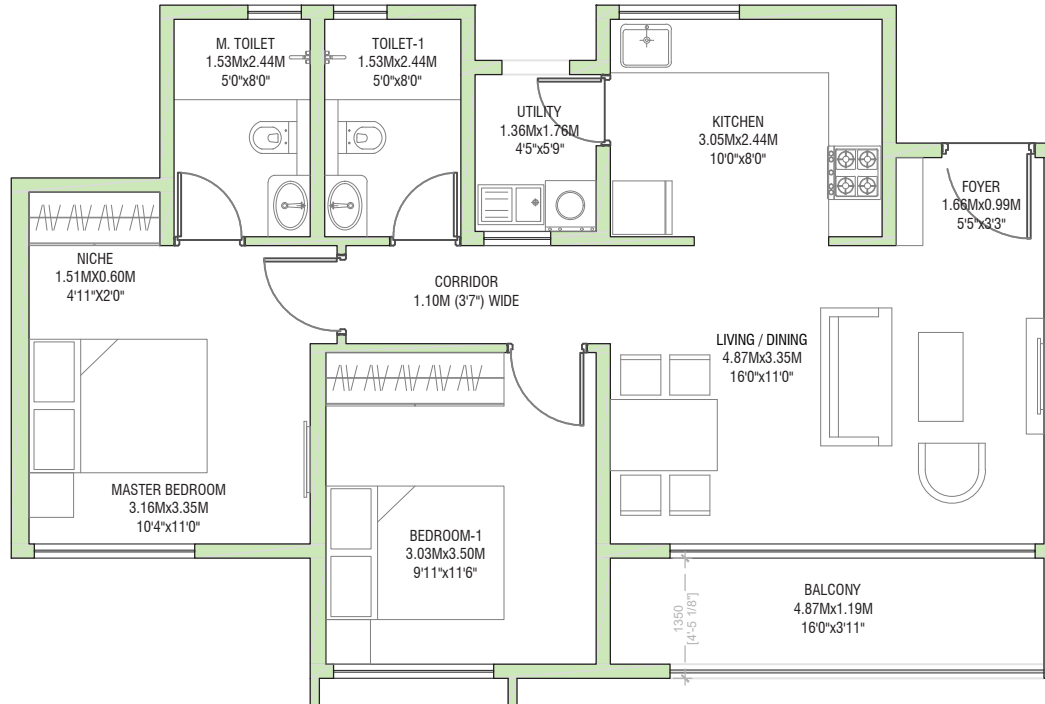
2BHK (TYPE 9) TOWER P

FLOOR

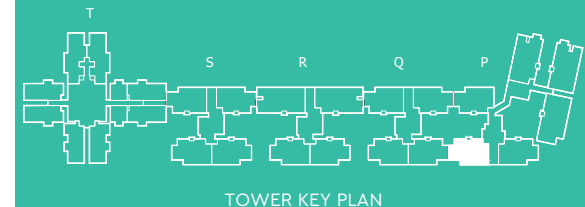
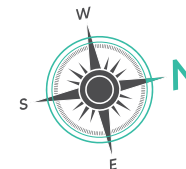
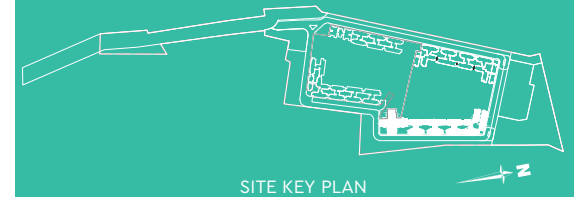
1, 2, 3, 4, 5, 6, 7, 8, 9, 10, 11, 12, 13, 14, 15, 16

UNIT NUMBERS

P01-06, P02-06, P03-06, P04-06, P05-06, P06-06,
P07-06, P08-06, P09-06, P10-06, P11-06, P12-06,
P13-06, P14-06, P15-06, P16-06



RERA CARPET AREA - 62.99 Sq.Mts. (678 Sq.Ft.)
BALCONY AREA - 6.46 Sq.Mts. (69 Sq.Ft.)
UTILITY AREA - 2.39 Sq.Mts. (25 Sq.Ft.)
SALEABLE AREA - 105.34 Sq.Mts (1133 Sq.Ft.)



1 SQ.M. = 10.7639 SQ.FT.

Note:

1. All dimensions mentioned are structure to structure dimensions and include ledges
2. Carpet area is calculated from the unfinished wall
3. Carpet area includes ledge walls
4. Balcony area includes the up-stands

3BHK (TYPE 1)
TOWER L

FLOOR

2, 3, 4, 5, 6, 7, 8, 9, 10, 11, 12, 13, 14, 15, 16, 17, 18

UNIT NUMBERS

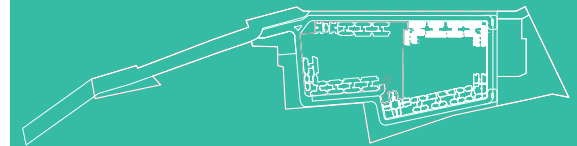
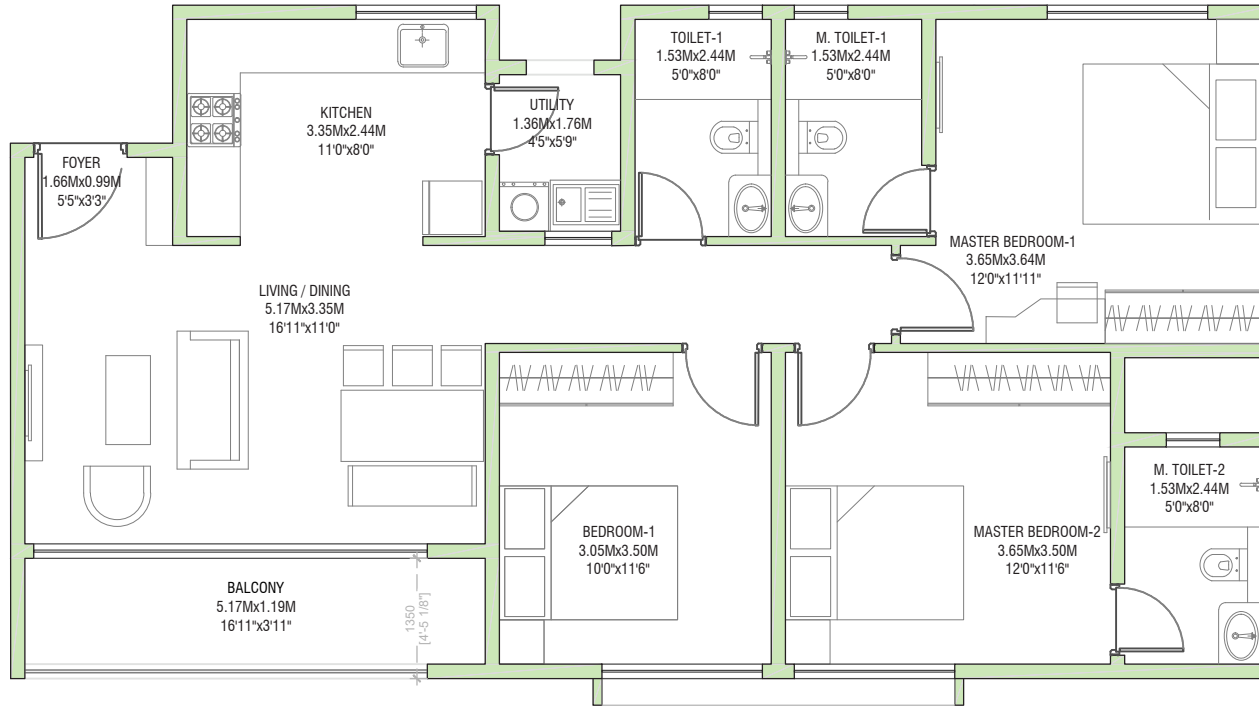
L02-02, L03-02, L04-02, L05-02, L06-02, L07-02,
L08-02, L09-02, L10-02, L11-02, L12-02, L13-02,
L14-02, L15-02, L16-02, L17-02, L18-02

RERA CARPET AREA - 86.28 Sq.Mts. (928 Sq.Ft.)

BALCONY AREA - 6.87 Sq.Mts. (74 Sq.Ft.)

UTILITY AREA - 2.39 Sq.Mts. (25 Sq.Ft.)

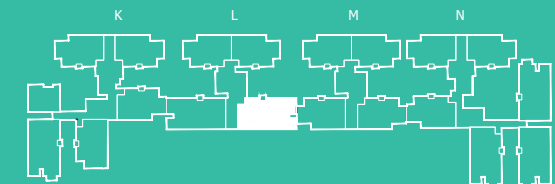
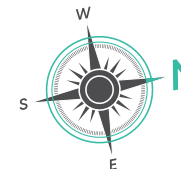
SALEABLE AREA - 140.16 Sq.Mts (1508 Sq.Ft.)



SITE KEY PLAN

Note:

1. All dimensions mentioned are structure to structure dimensions and include ledges
2. Carpet area is calculated from the unfinished wall
3. Carpet area includes ledge walls
4. Balcony area includes the up-stands



TOWER KEY PLAN

1 SQ.M. = 10.7639 SQ.FT.

3BHK (TYPE 1) TOWER R

FLOOR

2, 3, 4, 5, 6, 7, 8, 9, 10, 11, 12, 13, 14, 15, 16, 17, 18

UNIT NUMBERS

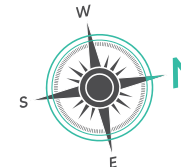
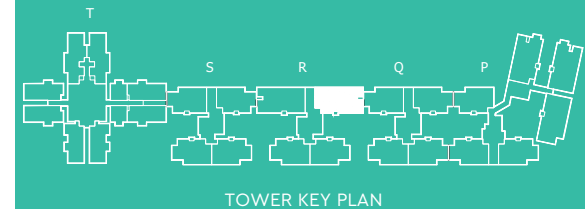
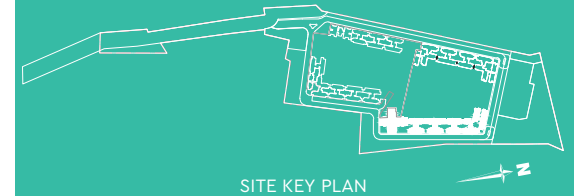
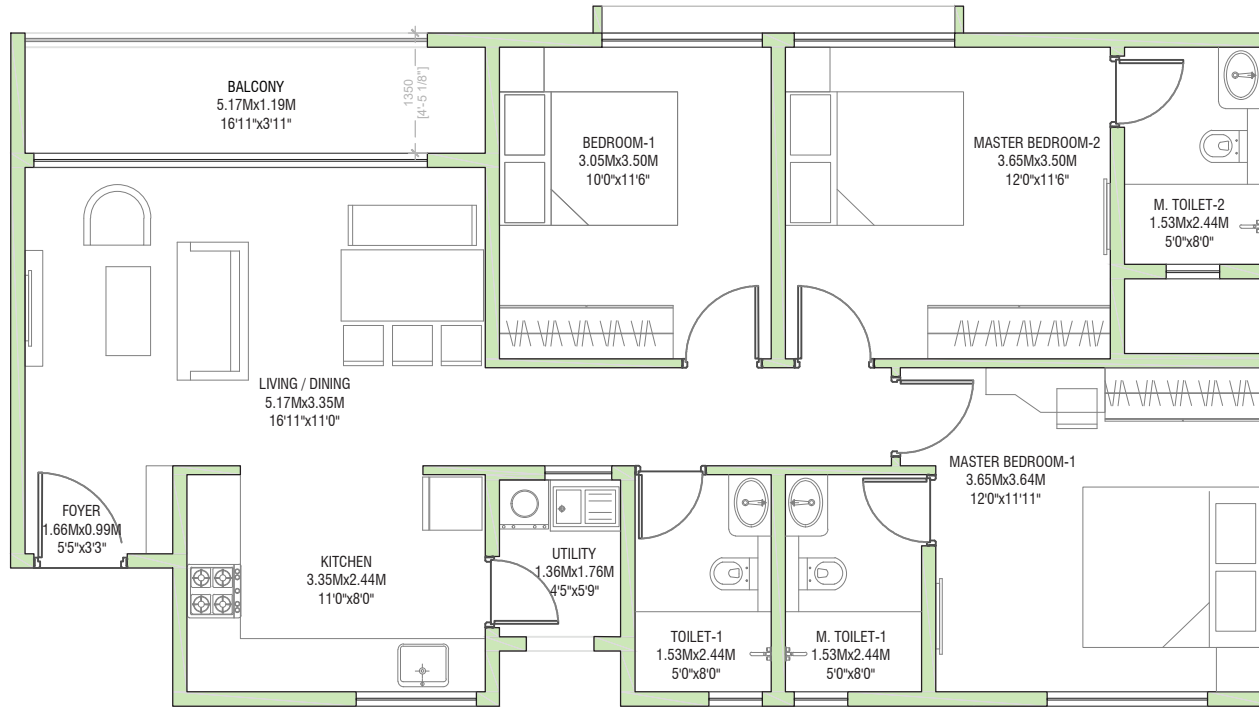
R02-02, R03-02, R04-02, R05-02, R06-02, R07-02,
R08-02, R09-02, R10-02, R11-02, R12-02, R13-02,
R14-02, R15-02, R16-02, R17-02, R18-02

RERA CARPET AREA - 86.28 Sq.Mts. (928 Sq.Ft.)

BALCONY AREA - 6.87 Sq.Mts. (74 Sq.Ft.)

UTILITY AREA - 2.39 Sq.Mts. (25 Sq.Ft.)

SALEABLE AREA - 140.16 Sq.Mts (1508 Sq.Ft.)



Note:

1. All dimensions mentioned are structure to structure dimensions and include ledges
2. Carpet area is calculated from the unfinished wall
3. Carpet area includes ledge walls
4. Balcony area includes the up-stands

3BHK (TYPE 2) TOWER N

FLOOR

1, 2, 3, 4, 5, 6, 7, 8, 9, 10, 11, 12, 13, 14, 15, 16, 17

UNIT NUMBERS

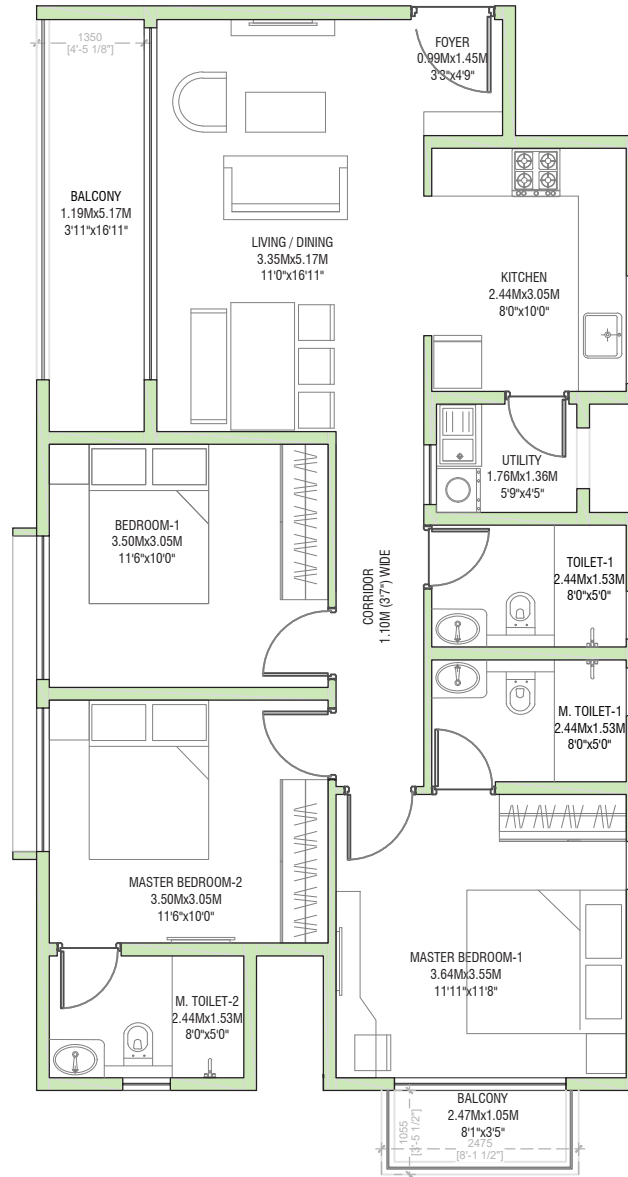
N01-04, N02-04, N03-04, N04-04, N05-04,
N06-04, N07-04, N08-04, N09-04, N10-04, N11-04,
N12-04, N13-04, N14-04, N15-04, N16-04, N17-04

RERA CARPET AREA - 82.60 Sq.Mts. (889 Sq.Ft.)

BALCONY AREA - 9.48 Sq.Mts. (102 Sq.Ft.)

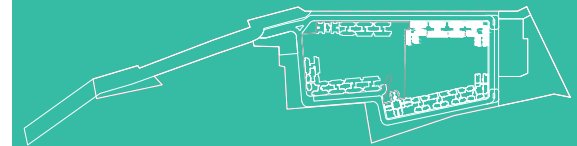
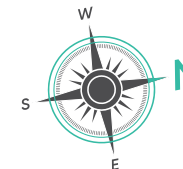
UTILITY AREA - 2.39 Sq.Mts. (25 Sq.Ft.)

SALEABLE AREA - 138.61 Sq.Mts (1491 Sq.Ft.)

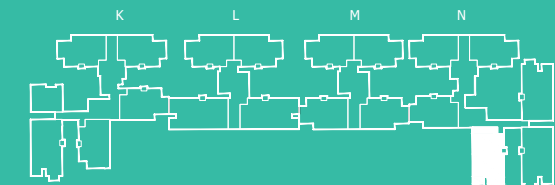


Note:

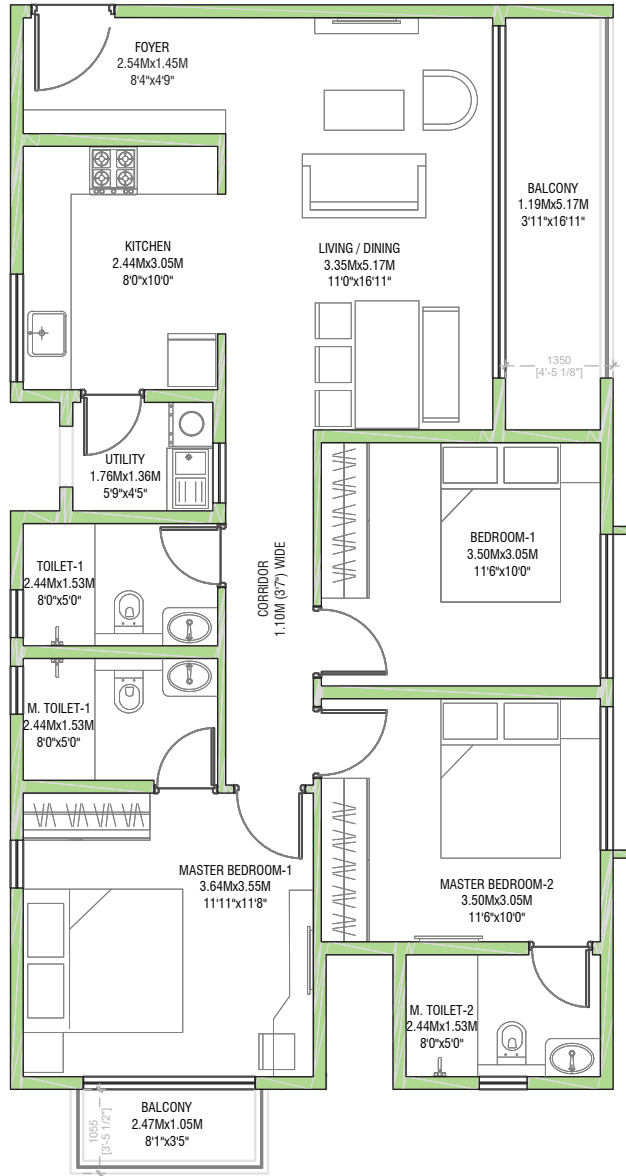
1. All dimensions mentioned are structure to structure dimensions and include ledges
2. Carpet area is calculated from the unfinished wall
3. Carpet area includes ledge walls
4. Balcony area includes the up-stands



SITE KEY PLAN

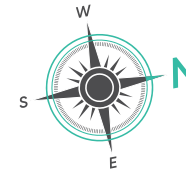


TOWER KEY PLAN



Note:

1. All dimensions mentioned are structure to structure dimensions and include ledges
2. Carpet area is calculated from the unfinished wall
3. Carpet area includes ledge walls
4. Balcony area includes the up-stands



GODREJ SPLENDOUR PHASE-2
WHITEFIELD, BANGALORE

3BHK (TYPE 3)
TOWER N

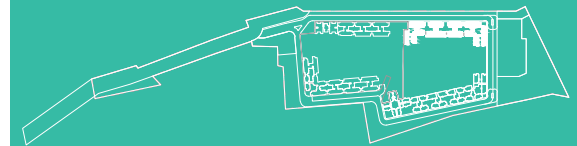
FLOOR

1, 2, 3, 4, 5, 6, 7, 8, 9, 10, 11, 12, 13, 14, 15, 16, 17

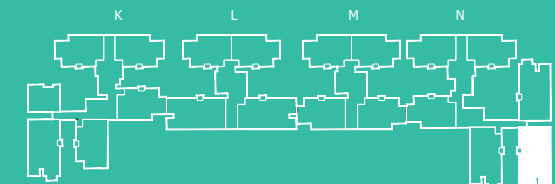
UNIT NUMBERS

N01-03, N02-03, N03-03, N04-03, N05-03,
N06-03, N07-03, N08-03, N09-03, N10-03, N11-03,
N12-03, N13-03, N14-03, N15-03, N16-03, N17-03

RERA CARPET AREA -	85.11 Sq.Mts. (916 Sq.Ft.)
BALCONY AREA -	9.48 Sq.Mts. (102 Sq.Ft.)
UTILITY AREA -	2.39 Sq.Mts. (25 Sq.Ft.)
SALEABLE AREA -	142.06 Sq.Mts (1529 Sq.Ft.)

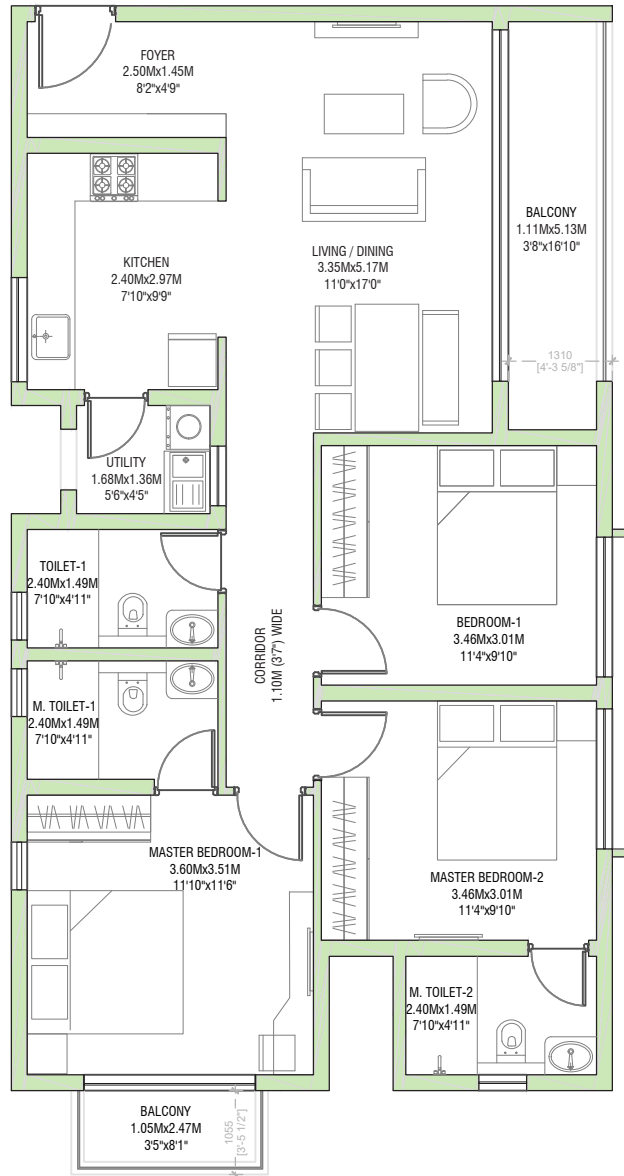


SITE KEY PLAN



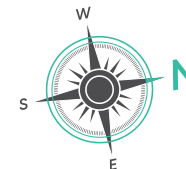
TOWER KEY PLAN

1 SQ.M. = 10.7639 SQ.FT.



Note:

1. All dimensions mentioned are structure to structure dimensions and include ledges
2. Carpet area is calculated from the unfinished wall
3. Carpet area includes ledge walls
4. Balcony area includes the up-stands



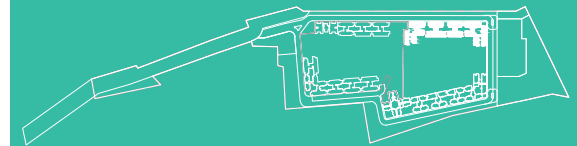
GODREJ SPLENDOUR PHASE-2
WHITEFIELD, BANGALORE

3BHK (TYPE 3A)
TOWER N

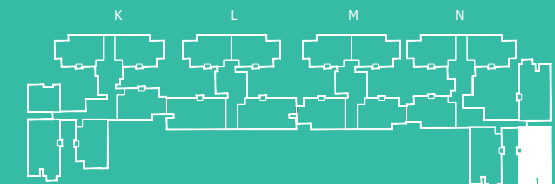
FLOOR
P1, P2

UNIT NUMBERS
NP1-03, NP2-03

RERA CARPET AREA	- 84.40 Sq.Mts. (908 Sq.Ft.)
BALCONY AREA	- 9.20 Sq.Mts. (99 Sq.Ft.)
UTILITY AREA	- 2.28 Sq.Mts. (24 Sq.Ft.)
SALEABLE AREA	- 139.53 Sq.Mts (1501 Sq.Ft.)



SITE KEY PLAN



TOWER KEY PLAN

1 SQ.M. = 10.7639 SQ.FT.

3BHK (TYPE 3) TOWER P

FLOOR

1, 2, 3, 4, 5, 6, 7, 8, 9, 10, 11, 12, 13, 14, 15, 16, 17

UNIT NUMBERS

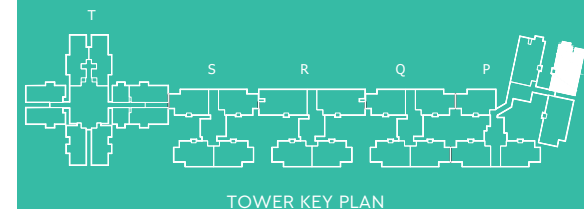
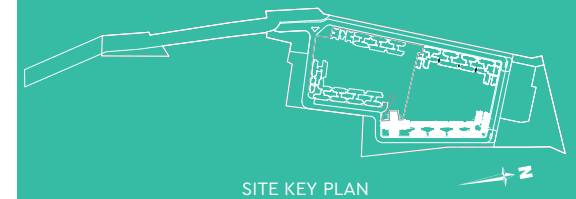
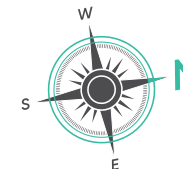
P01-03, P02-03, P03-03, P04-03, P05-03, P06-03,
P07-03, P08-03, P09-03, P10-03, P11-03, P12-03,
P13-03, P14-03, P15-03, P16-03, P17-03

RERA CARPET AREA - 85.11 Sq.Mts. (916 Sq.Ft.)
BALCONY AREA - 9.48 Sq.Mts. (102 Sq.Ft.)
UTILITY AREA - 2.39 Sq.Mts. (25 Sq.Ft.)
SALEABLE AREA - 142.06 Sq.Mts (1529 Sq.Ft.)



Note:

1. All dimensions mentioned are structure to structure dimensions and include ledges
2. Carpet area is calculated from the unfinished wall
3. Carpet area includes ledge walls
4. Balcony area includes the up-stands



3BHK (TYPE 3A)
TOWER P

FLOOR
P1, P2

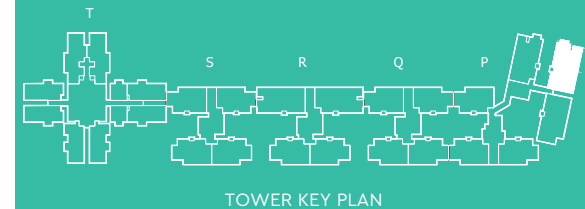
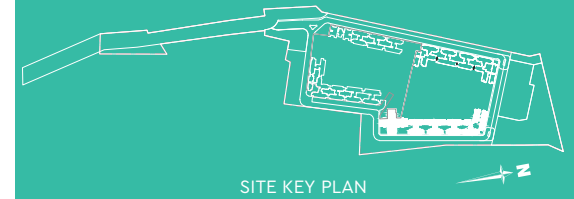
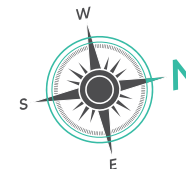
UNIT NUMBERS
PP1-03, PP2-03

RERA CARPET AREA - 84.40 Sq.Mts. (908 Sq.Ft.)
BALCONY AREA - 9.20 Sq.Mts. (99 Sq.Ft.)
UTILITY AREA - 2.28 Sq.Mts. (24 Sq.Ft.)
SALEABLE AREA - 139.53 Sq.Mts (1501 Sq.Ft.)



Note:

1. All dimensions mentioned are structure to structure dimensions and include ledges
2. Carpet area is calculated from the unfinished wall
3. Carpet area includes ledge walls
4. Balcony area includes the up-stands



3BHK (TYPE 4) TOWER P

FLOOR

1, 2, 3, 4, 5, 6, 7, 8, 9, 10, 11, 12, 13, 14, 15, 16, 17

UNIT NUMBERS

P01-02, P02-02, P03-02, P04-02, P05-02, P06-02,
P07-02, P08-02, P09-02, P10-02, P11-02, P12-02,
P13-02, P14-02, P15-02, P16-02, P17-02

RERA CARPET AREA - 84.48 Sq.Mts. (909 Sq.Ft.)

BALCONY AREA - 10.15 Sq.Mts. (109 Sq.Ft.)

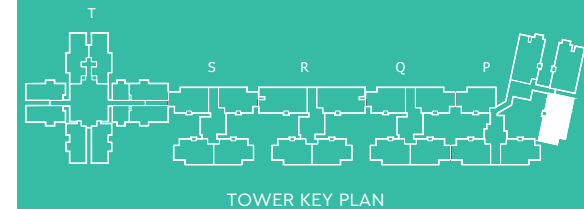
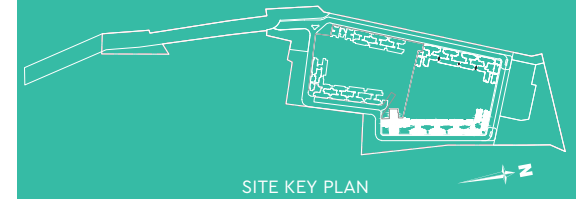
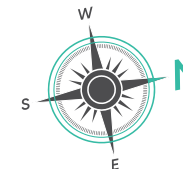
UTILITY AREA - 2.39 Sq.Mts. (25 Sq.Ft.)

SALEABLE AREA - 141.79 Sq.Mts (1526 Sq.Ft.)



Note:

1. All dimensions mentioned are structure to structure dimensions and include ledges
2. Carpet area is calculated from the unfinished wall
3. Carpet area includes ledge walls
4. Balcony area includes the up-stands

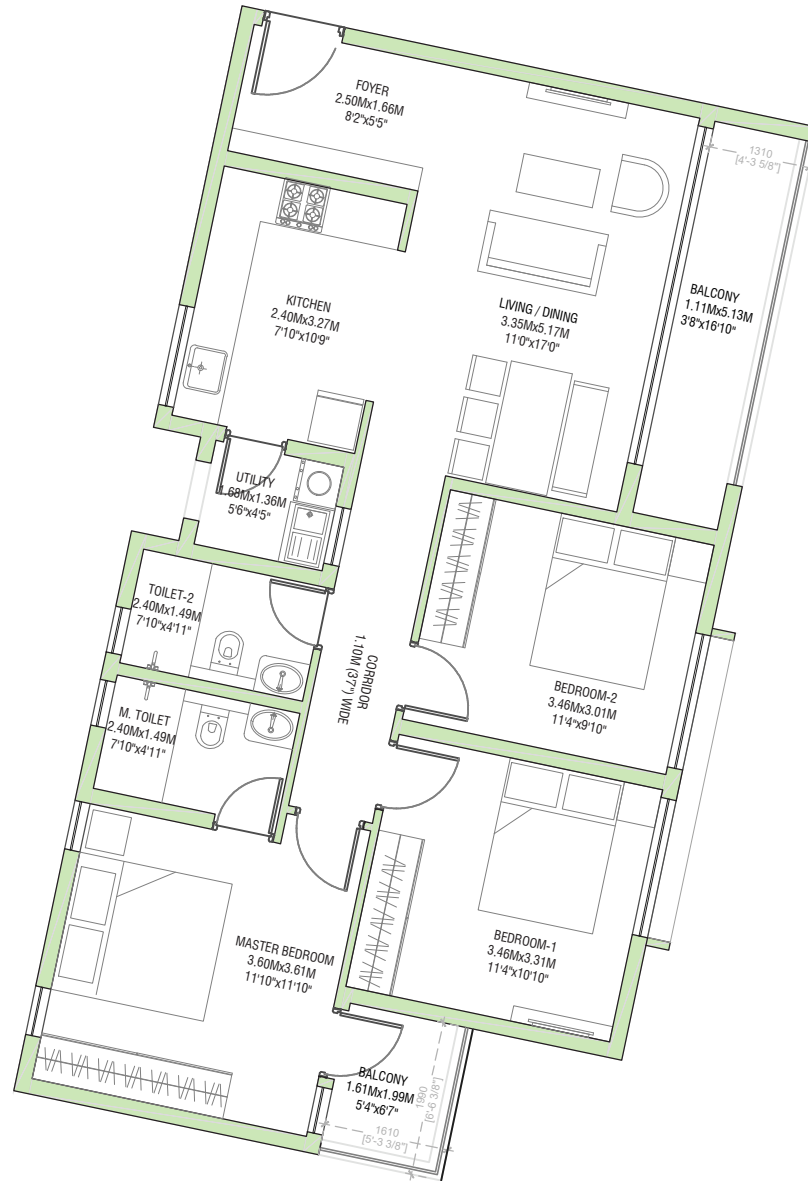


3BHK (TYPE 4A)
TOWER P

FLOOR
P1, P2

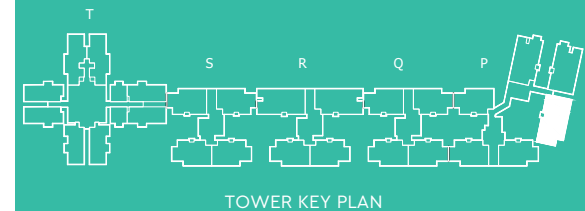
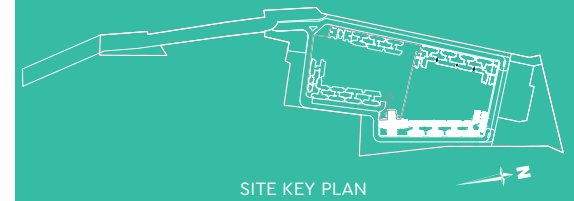
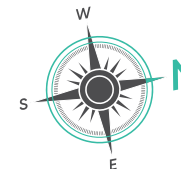
UNIT NUMBERS
PP1-02, PP2-02

RERA CARPET AREA - 83.86 Sq.Mts. (902 Sq.Ft.)
BALCONY AREA - 9.80 Sq.Mts. (105 Sq.Ft.)
UTILITY AREA - 2.28 Sq.Mts. (24 Sq.Ft.)
SALEABLE AREA - 139.24 Sq.Mts (1498 Sq.Ft.)



Note:

1. All dimensions mentioned are structure to structure dimensions and include ledges
2. Carpet area is calculated from the unfinished wall
3. Carpet area includes ledge walls
4. Balcony area includes the up-stands



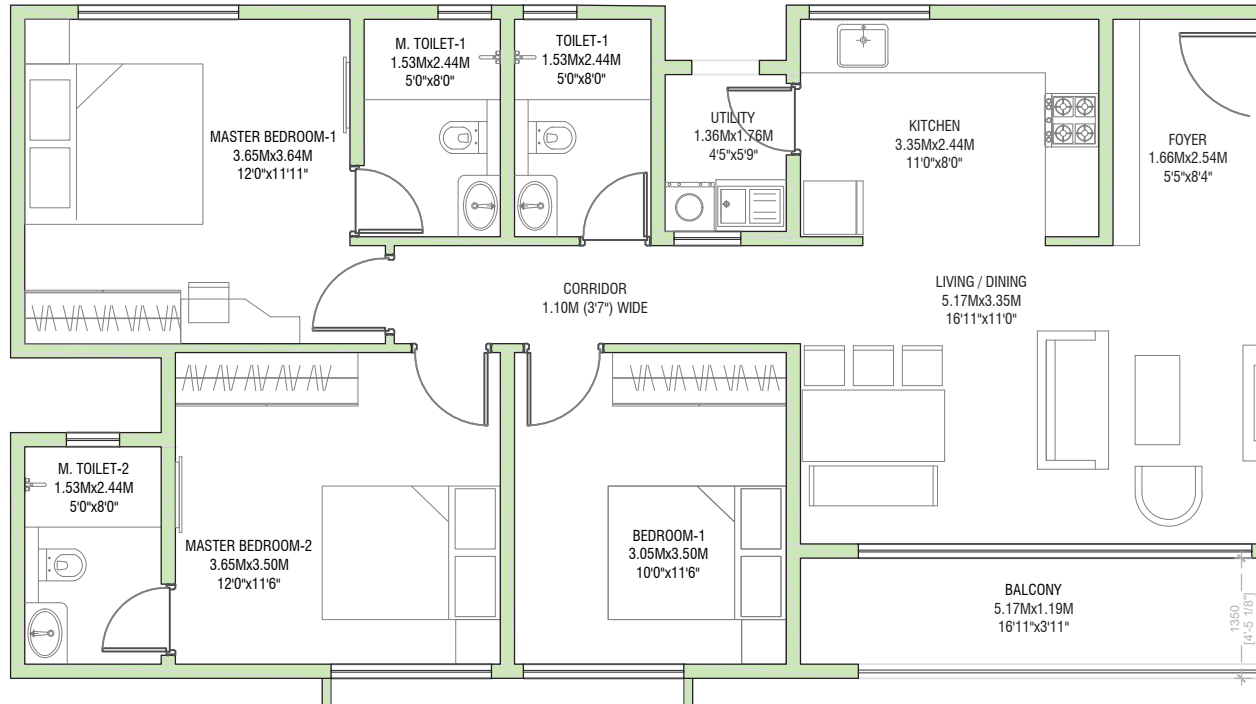
3BHK (TYPE 5) TOWER L

FLOOR

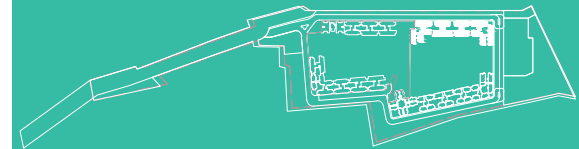
2, 3, 4, 5, 6, 7, 8, 9, 10, 11, 12, 13, 14, 15, 16, 17, 18

UNIT NUMBERS

L02-03, L03-03, L04-03, L05-03, L06-03, L07-03,
L08-03, L09-03, L10-03, L11-03, L12-03, L13-03,
L14-03, L15-03, L16-03, L17-03, L18-03



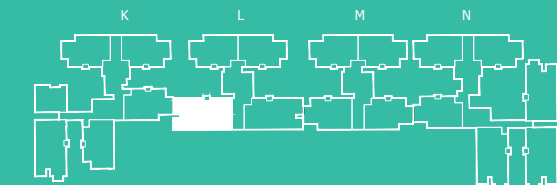
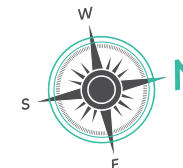
RERA CARPET AREA - 89.11 Sq.Mts. (959 Sq.Ft.)
BALCONY AREA - 6.87 Sq.Mts. (74 Sq.Ft.)
UTILITY AREA - 2.39 Sq.Mts. (25 Sq.Ft.)
SALEABLE AREA - 144.09 Sq.Mts. (1550 Sq.Ft.)



SITE KEY PLAN

Note:

1. All dimensions mentioned are structure to structure dimensions and include ledges
2. Carpet area is calculated from the unfinished wall
3. Carpet area includes ledge walls
4. Balcony area includes the up-stands



TOWER KEY PLAN

1 SQ.M. = 10.7639 SQ.FT.

3BHK (TYPE 5) TOWER R

FLOOR

2, 3, 4, 5, 6, 7, 8, 9, 10, 11, 12, 13, 14, 15, 16, 17, 18

UNIT NUMBERS

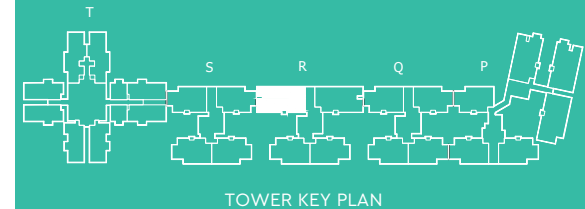
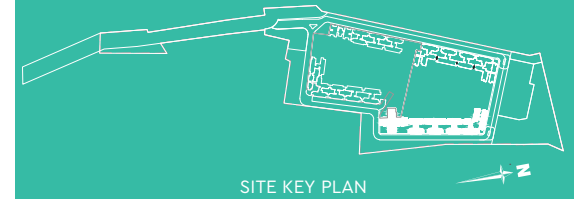
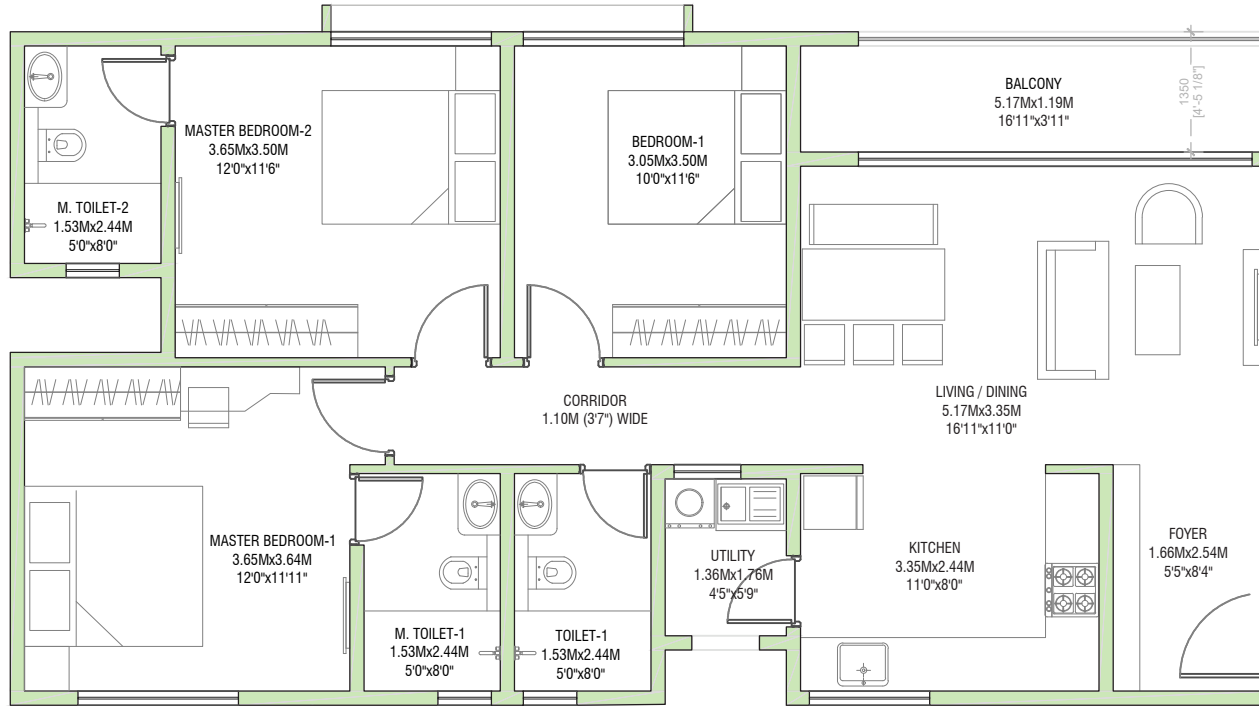
R02-03, R03-03, R04-03, R05-03, R06-03, R07-03,
R08-03, R09-03, R10-03, R11-03, R12-03, R13-03,
R14-03, R15-03, R16-03, R17-03, R18-03

RERA CARPET AREA - 89.11 Sq.Mts. (959 Sq.Ft.)

BALCONY AREA - 6.87 Sq.Mts. (74 Sq.Ft.)

UTILITY AREA - 2.39 Sq.Mts. (25 Sq.Ft.)

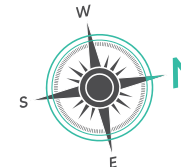
SALEABLE AREA - 144.09 Sq.Mts (1550 Sq.Ft.)

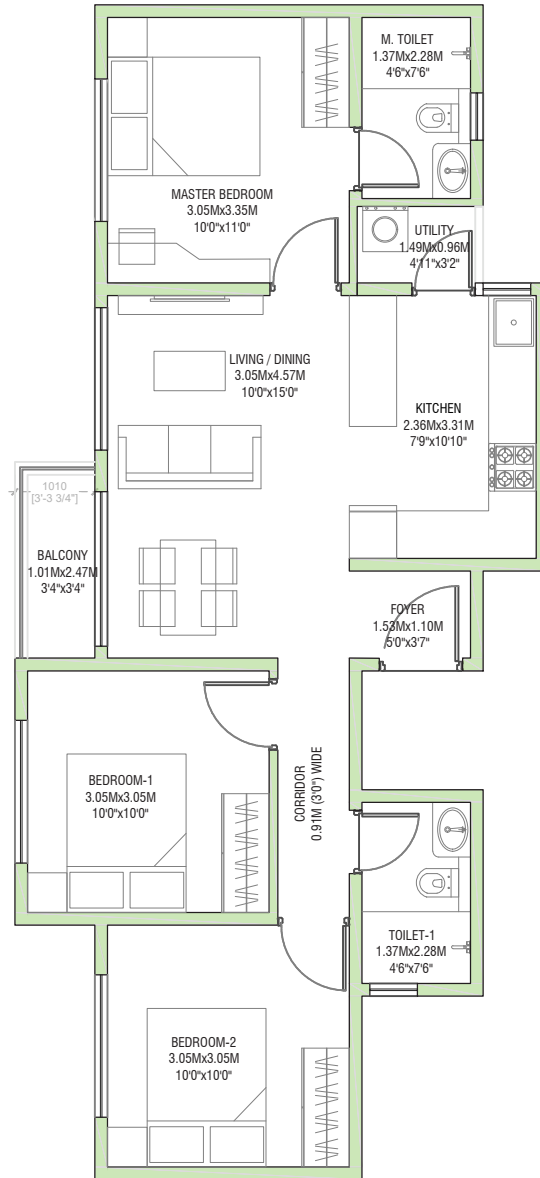


1 SQ.M. = 10.7639 SQ.FT.

Note:

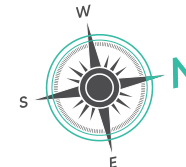
1. All dimensions mentioned are structure to structure dimensions and include ledges
2. Carpet area is calculated from the unfinished wall
3. Carpet area includes ledge walls
4. Balcony area includes the up-stands





Note:

1. All dimensions mentioned are structure to structure dimensions and include ledges
2. Carpet area is calculated from the unfinished wall
3. Carpet area includes ledge walls
4. Balcony area includes the up-stands



3BHK (TYPE 6)
TOWER T

FLOOR

1, 2, 3, 4, 5, 6, 7, 8, 9, 10, 11, 12, 13, 14, 15, 16, 17, 18

UNIT NUMBERS

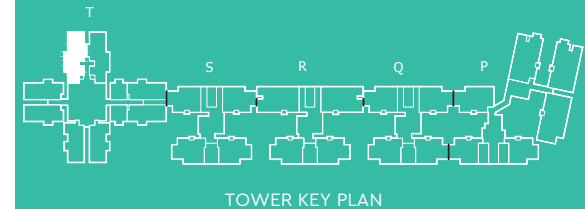
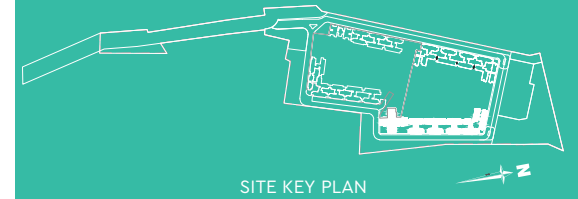
T01-06, T02-06, T03-06, T04-06, T05-06, T06-06,
T07-06, T08-06, T09-06, T10-06, T11-06, T12-06,
T13-06, T14-06, T15-06, T16-06, T17-06, T18-06

RERA CARPET AREA - 65.29 Sq.Mts. (702 Sq.Ft.)

BALCONY AREA - 2.49 Sq.Mts. (26 Sq.Ft.)

UTILITY AREA - 1.43 Sq.Mts. (15 Sq.Ft.)

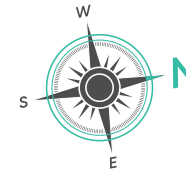
SALEABLE AREA - 101.92 Sq.Mts (1097 Sq.Ft.)





Note:

1. All dimensions mentioned are structure to structure dimensions and include ledges
2. Carpet area is calculated from the unfinished wall
3. Carpet area includes ledge walls
4. Balcony area includes the up-stands



GODREJ SPLENDOUR PHASE-2
WHITEFIELD, BANGALORE

3BHK (TYPE 6)
TOWER T

FLOOR

1, 2, 3, 4, 5, 6, 7, 8, 9, 10, 11, 12, 13, 14, 15, 16, 17, 18

UNIT NUMBERS

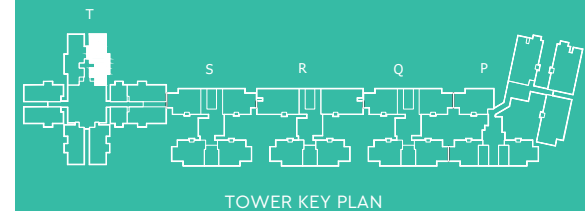
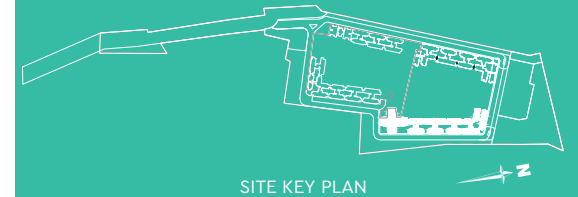
T01-05, T02-05, T03-05, T04-05, T05-05, T06-05,
T07-05, T08-05, T09-05, T10-05, T11-05, T12-05,
T13-05, T14-05, T15-05, T16-05, T17-05, T18-05

RERA CARPET AREA - 65.29 Sq.Mts. (702 Sq.Ft.)

BALCONY AREA - 2.49 Sq.Mts. (26 Sq.Ft.)

UTILITY AREA - 1.43 Sq.Mts. (15 Sq.Ft.)

SALEABLE AREA - 101.92 Sq.Mts (1097 Sq.Ft.)



1 SQ.M. = 10.7639 SQ.FT.

3BHK (TYPE 7) TOWER P

FLOOR

1, 2, 3, 4, 5, 6, 7, 8, 9, 10, 11, 12, 13, 14, 15, 16, 17

UNIT NUMBERS

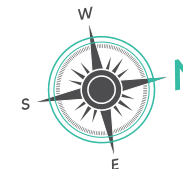
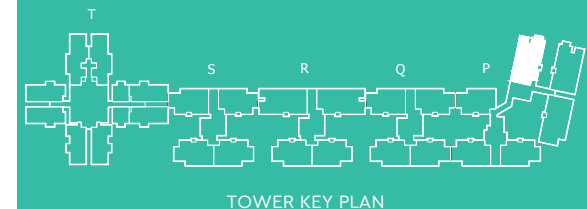
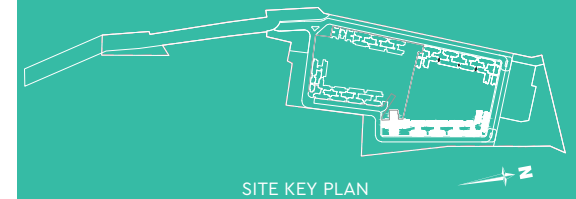
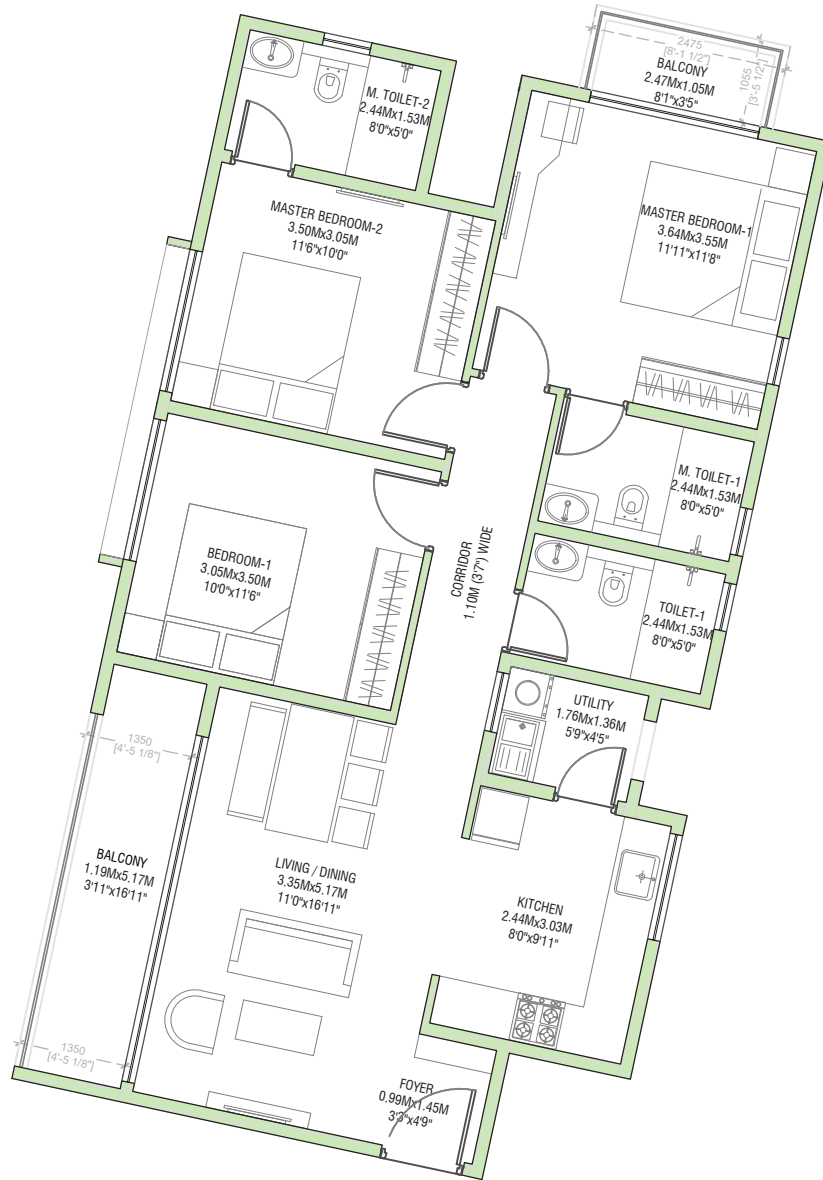
P01-04, P02-04, P03-04, P04-04, P05-04, P06-04,
P07-04, P08-04, P09-04, P10-04, P11-04, P12-04,
P13-04, P14-04, P15-04, P16-04, P17-04

RERA CARPET AREA - 82.60 Sq.Mts. (889 Sq.Ft.)

BALCONY - 9.48 Sq.Mts. (102 Sq.Ft.)

UTILITY - 2.39 Sq.Mts. (25 Sq.Ft.)

SALEABLE AREA - 138.58 Sq.Mts (1491 Sq.Ft.)



Note:

1. All dimensions mentioned are structure to structure dimensions and include ledges
2. Carpet area is calculated from the unfinished wall
3. Carpet area includes ledge walls
4. Balcony area includes the up-stands

3BHK (TYPE 8) TOWER K

FLOOR

1, 2, 3, 4, 5, 6, 7, 8, 9, 10, 11, 12, 13, 14, 15, 16, 17, 18

UNIT NUMBERS

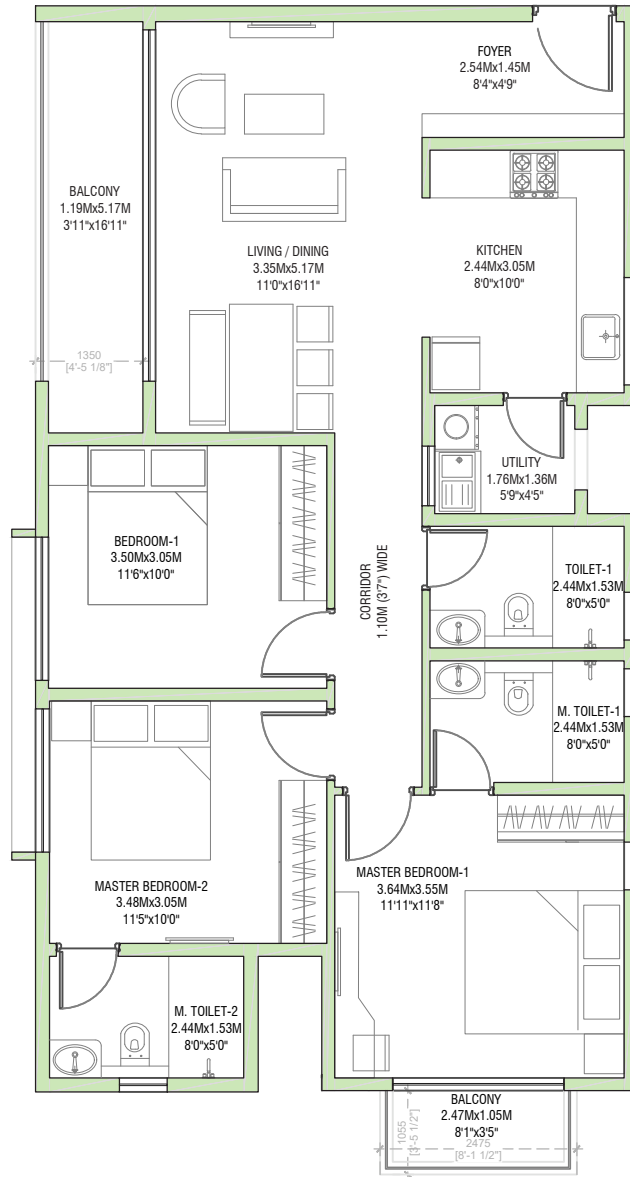
K01-04, K02-04, K03-04, K04-04, K05-04, K06-04,
K07-04, K08-04, K09-04, K10-04, K11-04, K12-04,
K13-04, K14-04, K15-04, K16-04, K17-04, K18-04

RERA CARPET AREA - 85.06 Sq.Mts. (915 Sq.Ft.)

BALCONY - 9.48 Sq.Mts. (102 Sq.Ft.)

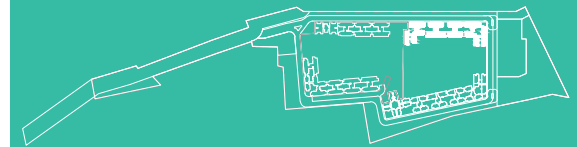
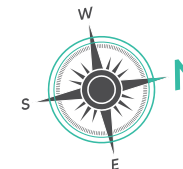
UTILITY - 2.39 Sq.Mts. (25 Sq.Ft.)

SALEABLE AREA - 142.06 Sq.Mts. (1529 Sq.Ft.)

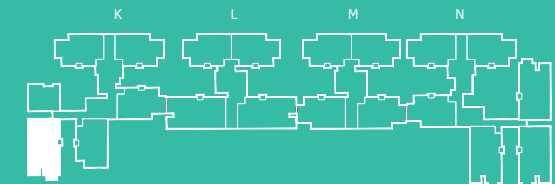


Note:

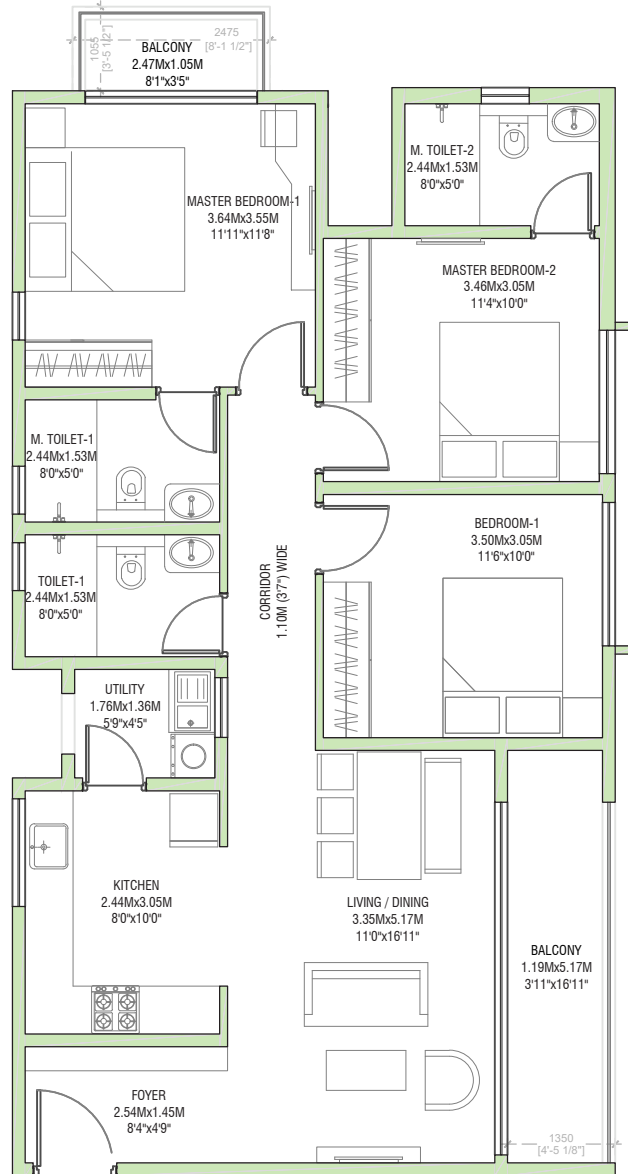
1. All dimensions mentioned are structure to structure dimensions and include ledges
2. Carpet area is calculated from the unfinished wall
3. Carpet area includes ledge walls
4. Balcony area includes the up-stands



SITE KEY PLAN

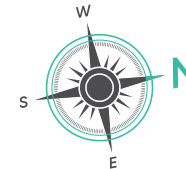


TOWER KEY PLAN



Note:

1. All dimensions mentioned are structure to structure dimensions and include ledges
2. Carpet area is calculated from the unfinished wall
3. Carpet area includes ledge walls
4. Balcony area includes the up-stands



GODREJ SPLENDOUR PHASE-2
WHITEFIELD, BANGALORE

3BHK (TYPE 9)
TOWER N

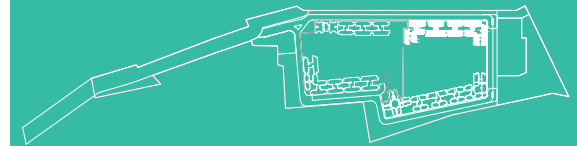
FLOOR

1, 2, 3, 4, 5, 6, 7, 8, 9, 10, 11, 12, 13, 14, 15, 16, 17

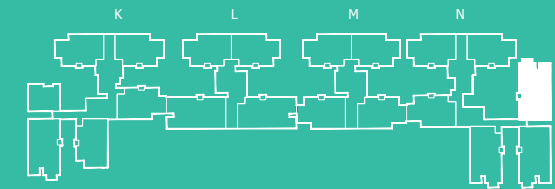
UNIT NUMBERS

N01-02, N02-02, N03-02, N04-02, N05-02,
N06-02, N07-02, N08-02, N09-02, N10-02, N11-02,
N12-02, N13-02, N14-02, N15-02, N16-02, N17-02

RERA CARPET AREA - 84.98 Sq.Mts. (914 Sq.Ft.)
BALCONY AREA - 9.48 Sq.Mts. (102 Sq.Ft.)
UTILITY AREA - 2.39 Sq.Mts. (25 Sq.Ft.)
SALEABLE AREA - 141.87 Sq.Mts (1527 Sq.Ft.)

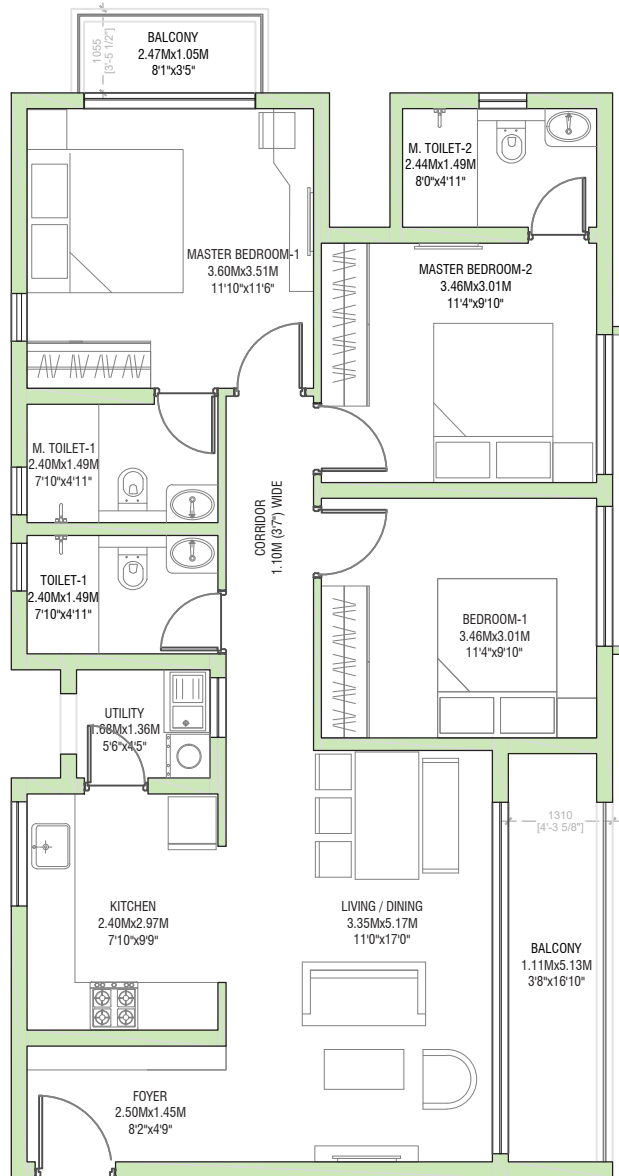


SITE KEY PLAN



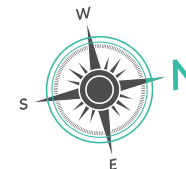
TOWER KEY PLAN

1 SQ.M. = 10.7639 SQ.FT.



Note:

1. All dimensions mentioned are structure to structure dimensions and include ledges
2. Carpet area is calculated from the unfinished wall
3. Carpet area includes ledge walls
4. Balcony area includes the up-stands

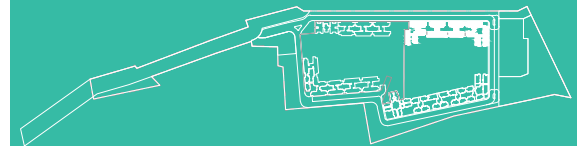


3BHK (TYPE 9A)
TOWER N

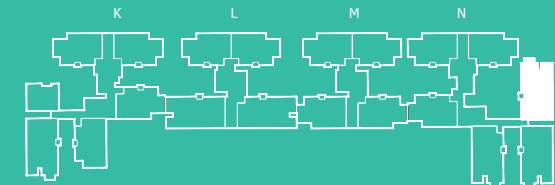
FLOOR
P1, P2

UNIT NUMBERS
NP1-02, NP2-02

RERA CARPET AREA - 84.46 Sq.Mts. (909 Sq.Ft.)
BALCONY AREA - 9.20 Sq.Mts. (99 Sq.Ft.)
UTILITY AREA - 2.28 Sq.Mts. (24 Sq.Ft.)
SALEABLE AREA - 139.62 Sq.Mts (1502 Sq.Ft.)



SITE KEY PLAN



TOWER KEY PLAN